

LS User Guide 20

Researching Households and Families using the ONS
Longitudinal Study

© Crown copyright 2003

Published with the permission of the Controller of Her Majesty's Stationery Office (HMSO).

ISBN 1 85774 543 4

Applications for reproduction should be submitted to HMSO under HMSO's Class Licence:

www.clickanduse.hmso.uk

Alternatively applications can be made in writing to:

HMSO
Licensing Division
St. Clement's House
2–16 Colegate
Norwich
NR3 1BQ

Contact points

For enquiries about this publication, contact

Jo Tomlinson

Centre for Population Studies
London School of Hygiene and Tropical Medicine
49–51 Bedford Square
London,
WC1B 3DP

For general enquiries, contact the National Statistics Customer Enquiry Centre on **0845 601 3034**

(minicom: 01633 812399)

E-mail: info@statistics.gov.uk

Fax: 01633 652747

Letters: Room 1.001, Government Buildings,
Cardiff Road, Newport NP10 8XG

You can also find National Statistics on the internet at www.statistics.gov.uk

About the Office for National Statistics

The Office for National Statistics (ONS) is the government agency responsible for compiling, analysing and disseminating many of the United Kingdom's economic, social and demographic statistics, including the retail prices index, trade figures and labour market data, as well as the periodic census of the population and health statistics. The Director of ONS is also the National Statistician and the Registrar General for England and Wales, and the agency that administers the registration of births, marriages and deaths there.

A National Statistics Publication

National Statistics are produced to high professional standards set out in the National Statistics Code of Practice. They undergo regular quality assurance reviews to ensure that they meet customer needs. They are produced free from any political interference.

Contents

	Page
List of Figures	v
Preface	vi
Acknowledgements	vi
1. A brief introduction to the Longitudinal Study	1
1.1 Access to the LS	1
2. The population base	2
2.1 1971	2
2.2 1981	2
2.3 1991	2
2.4 2001	2
3. Households and families – census definitions and questions	3
3.1 Households	3
3.1.1 1971 Census definition of a household	3
3.1.2 1981 Census definition of a household	3
3.1.3 1991 Census definition of a household	4
3.1.4 2001 Census definition of a household	4
3.2 Relationships between household members	4
3.2.1 1971 Census – question B5	4
3.2.2 1981 Census – question 5	5
3.2.3 1991 Census – question 5	6
3.2.4 2001 Census – table 1	6
3.3 Marital status	7
3.3.1 1971 Census – question B6 and B24	7
3.3.2 1981 Census – question 4	8
3.3.3 1991 Census – question 4	8
3.3.4 2001 Census – question 4	8
3.4 Families	9
3.4.1 1971 Census definitions	9
3.4.2 1981 Census definitions	10
3.4.3 1991 Census definitions	10
3.4.4 2001 Census definitions	11
3.5 Minimal household Units	12
3.5.1 1971 and 1981	12
3.5.2 1991	12
3.5.3 2001	12

	Page
4. Relevant LS variables	13
4.1 Households	13
4.1.1 1971	13
4.1.2 1981	14
4.1.3 1991	14
4.2 Families and relationships	15
4.2.1 1971	15
4.2.2 1981	16
4.2.3 1991	17
4.3 Marital status	19
4.3.1 1971	19
4.3.2 1981	19
4.3.3 1991	20
5. Methodological and analytical issues	21
5.1 Population coverage	21
5.1.1 Quality	21
5.1.2 Present and absent persons	21
5.1.3 Term-time address of students	21
5.2 Households and families	22
5.2.1 Household and family composition	22
5.2.2 Over- and under-representation of particular groups	22
5.2.3 Complex families and households	23
5.2.4 Intra-household analyses	25
5.3 Marital status	26
5.3.1 Accuracy of census information	26
5.3.2 Following people over time	26
6. Trends over time	27
6.1 Households	27
6.2 Fertility	27
6.2.1 Births outside marriage	27
6.2.2 Fertility rates	27
6.3 Families as co-resident groups	27
6.4 Marital status	28
6.5 Summary	28

	Page
7. Conclusion	29
7.1 Advantages of the LS	29
7.2 Disadvantages of the LS	29
7.3 Other sources of information on families and households	29
7.3.1 General Household Survey (since 1971)	29
7.3.2 Labour Force Survey (since 1973)	29
7.3.3 British Household Panel Survey (since 1991)	30
Appendices	31
Appendix A 1971 Census form 'H' for private households – questions relating to household accommodation, amenities and facilities, and relevant LS variables	31
Appendix B 1981 Census form 'H' for private households – questions relating to household accommodation, amenities and facilities, and relevant LS variables	32
Appendix C 1991 Census form 'H' for private households – questions relating to household accommodation, amenities and facilities, and relevant LS variables	33
Appendix D 2001 Census form for private households – questions relating to household accommodation, amenities and facilities	35
Appendix E Frequency counts for LS members from some of the household and family variables within the LS from the 1971 Census	37
Appendix F Frequency counts for LS members from some of the household and family variables within the LS from the 1981 Census	44
Appendix G Frequency counts for LS members from some of the household and family variables within the LS from the 1991 Census	53
References	60
List of Figures	
Figure 1 Example of a household composition, consisting of four minimal household units and two families	24
Figure 2 Example of a complex household, containing four minimal household units and two families, relative to the head of household as coded in LS variable 'RELAT7/8/9'	24
Figure 3 Example of a complex household, containing four minimal household units and two families, relative to the LS member, as coded in LS variable 'LSRELAT7/8/9'	25

Preface

This User Guide contains a general introduction to the study of families and households in the ONS Longitudinal Study (LS). A previous LS User Guide, *Households, Families and Fertility* by Bruce Penhale (in 1990), referred to an ONS computing environment that was replaced after the linking of 1991 census data into the LS. The datastreams described in that guide are no longer available to researchers.

The new computing environment introduced at ONS in 1994 offers potentially a far wider range of data available to researchers in this area. No longer restricted to specific datastreams of previously selected variables, the researchers wishing to use the LS data can now specify a tailor-made list of variables for their research project chosen from the whole LS database.

This guide covers analysis of family and household structure, and the relationships between individuals within households and families using LS data. Characteristics of households such as the physical accommodation, geographical location or number of cars per household are not included in this volume (although related census questions and LS variables are listed in Appendices A–D).

A brief introduction to the study is given for researchers new to the LS but for a detailed analysis of the history and scope of the Longitudinal Study, its methodology, data quality and sampling issues, see *Longitudinal Study 1971-1991: History, Organisation and Quality of Data* (Hattersley and Creeser 1995).

Acknowledgements

Work by Judith Wright, formerly employed at the Centre for Longitudinal Studies, sowed the seed for this document, and I would like to thank her greatly for laying the appropriate groundwork. I would also like to thank Brian Dodgeon and Professor Heather Joshi at the Centre for Longitudinal Studies, Sarah Jones, Kevin Lynch and Myer Glickman at the Office for National Statistics, and Steve Bond at the London School of Hygiene and Tropical Medicine for their very helpful comments and advice given on earlier drafts of this User Guide.

1. A brief introduction to the Longitudinal Study

The Office for National Statistics (ONS) Longitudinal Study (commonly known as the 'LS') is a 1 per cent sample of the census and vital events data (births, cancers, deaths) that are routinely collected by the ONS for the population of England and Wales, equating to approximately 500,000 individuals ('LS members') at any one census point.

From all those enumerated in the 1971 Census in England and Wales, a sample was drawn of all people born on one of four dates each year, approximately a 1 per cent sample. Census information for these individuals, and the other members of the household in which the LS member had been enumerated, formed the baseline of the dataset. Since 1971, the LS has been augmented with new births occurring on one of these four dates, and with immigrants born on one of the relevant dates, discovered as they register with the National Health Service. Over the same period there have been 'exits' from the study as sample members die or go to live abroad.

Since 1971, vital events data from the NHS Central Register (eg births, cancer registrations, deaths) have been linked to the Census data for each LS member. In addition, samples of individuals with one of the four LS birth dates selected from both the 1981 and 1991 Censuses and their details (and those of all other people in their household) were added to the dataset.

Thus, the LS dataset now includes longitudinal census data for three time points, with linked ongoing vital events data, for approximately 1 per cent of the population in England and Wales, including information on all other people enumerated within their household at each census point. Now holding information on over 800,000 LS members, the LS is a complex and rich dataset, ideal for the purpose of research.

One area where the LS is of particular value is the investigation of patterns of formation and dissolution of household and family units. This guide aims to provide an introduction to the use of the LS for this field of research, and will describe the information available on this topic, the changes to information available over time (from census to census), and the strengths and limitations of the data.

1.1 Access to the LS

Although the ONS are keen to facilitate research using the LS, unlike other British Government surveys, such as the General Household Survey (GHS), the LS cannot be accessed via the ESRC Data Archive. The main reason for this is that the LS contains confidential data covered by the Census and Population Statistics Acts. As a result, the study receives support from the ESRC which funds a team of researchers who work as part of the 'LS User Support Programme', the aim of which is to enable use of the LS data among the academic community, accessing and manipulating the data on their behalf. LS user support is now provided by the Celsius team based at the London School of Hygiene and Tropical Medicine, having taken over from the Centre for Longitudinal Studies (CLS) at the University of London Institute of Education early in 2002. The team is responsible for assisting academics to carry out analyses for their research projects using LS data. More information on the services offered by the LS User Support Team, and the LS itself, can be found on the LS website at: <http://www.celsius.lshtm.ac.uk/>

2. The population base

2.1 1971

The 1971 Census form for private households comprised three sections: section A, containing questions concerned with the household's accommodation; section B, containing questions to be answered for each person present on the household on Census night; and section C, containing a restricted set of questions to be completed by proxy for usual residents of the household who were absent on census night.

The LS sample was drawn from the 'enumerated' population, i.e. residents or visitors who were entered in Section B of the Census form. Visitors whose usual address was outside England and Wales were excluded from the sample. It is somewhat unclear as to whether students were generally enumerated at their term-time, or their 'home' address, although the timing of the 1971 Census came two weeks after Easter.

2.2 1981

The 1981 Census form contained two sections: the first (Panel A and H1–H5) was concerned with the household's accommodation, facilities and amenities; the second (questions 1–16) contained questions about individuals. In the second section, a separate column of the form was to be completed for each person enumerated in the household on Census night, and by proxy for each person usually resident in the household who was away from home that night.

The LS sample was drawn from those present (including visitors), whose usual address was in England and Wales and, unlike 1971, included absent usual residents of the household. Since some individuals may have been included in the sample twice – as absent residents and as visitors to another household in England and Wales – the absent usual residents are held on a separate file.

2.3 1991

The 1991 Census form was very similar to the 1981 Census form and consisted of two main sections: the first (Panel A and H1–H5) was concerned with the household's accommodation, facilities and amenities; and, the second (questions 1–19) contained questions about individuals. In the second section, a separate column of the form was to be completed for each person enumerated in the household on Census night, and a second form could be requested, and completed by proxy, for each usually resident person who was absent from the household on Census night.

As in 1981, the LS sample was drawn from those present (including visitors), whose usual address was in England and Wales, and included absent usual residents of the household. Again, the absent usual residents are held on a separate file.

2.4 2001

The 2001 Census form differed slightly from previous forms, consisting of five main sections: the first (Table 1), asked for a list of all household members, including anyone usually resident who is temporarily absent and school children and students who are away from home during term-time; the second (Table 2) requested a list of visitors; the third section (H1–H10) consisted of questions concerning household accommodation, facilities and amenities; section four gathered information on relationships between household members; and the final section, consisted of 35 questions relating to each individual listed in Table 1.

The LS sample will be drawn from those enumerated at their usual address, plus proxy information for each person usually resident in the household who was away from home that night. Unlike the previous two censuses, the 2001 Census did not collect information on people visiting the household: although respondents were asked to list basic information for visitors (name and address), this was mainly to help them while completing the form, and was not compulsory since it will not provide usable information in terms of output. However, multiple enumerations will still occur in cases where an individual is enumerated as usually resident at two or more addresses (eg children of separated/divorced parents who are resident part-time at both parental homes).

3. Households and families – census definitions and questions

Although the LS is a sample of individuals, it is a valuable source of information about the household in which the LS member is enumerated at census. It allows us to explore the marital circumstances of an LS member, the type of family in which they live and the overall household composition.

This section provides an overview of the census data relevant to the analysis of households and families using LS data.

3.1 Households

As previously stated, each census form for private households in 1971, 1981, 1991 and 2001 includes a section concerned with the household's accommodation and facilities, followed by questions about household members (and sometimes visitors) on census night. Since the questions concerning household accommodation and amenities, and the related LS variables, are not the main concern of this User Guide, they have been listed separately in Appendices A, B, C and D.

3.1.1 1971 Census definition of a household

It was the enumerator's responsibility to ascertain how many households were present at a given address and to obtain a completed household form from each one. The definition of a household, included on the Census form in 1971 stated that:

A household comprises either one person living alone or a group of persons (who may or may not be related) living at the same address with common housekeeping. Persons staying temporarily with the household are included.

Common housekeeping was interpreted as any regular arrangement to share at least one meal a day, including breakfast.

It is thus evident from this definition that in 1971 visitors and their families, and resident domestic servants and their families, are excluded from the count of persons in a household.

An alternative definition of household was used in some census outputs, namely that of a usually resident ('*de jure*') household (Hattersley and Creeser 1995, pp 237–8). This would consist of all those people who were usually resident at the household, whether or not they were present at the address on census night. This type of household definition can be distinguished from the '*de facto*' household, which relates to those persons actually present on census night. Separate variables within the LS dataset can be used to identify each of these populations (see sections 4.1 and 5.1.2).

3.1.2 1981 Census definition of a household

Again, in 1981 enumerators obtained a completed household form from each household in a dwelling. The written definition of a household was the same as that for 1971:

A household comprises either one person living alone or a group of persons (who may or may not be related) living at the same address with common housekeeping. Persons staying temporarily with the household are included.

Common housekeeping, like 1971, was interpreted as any regular arrangement to share at least one meal a day, including breakfast. However, in 1981 enumerators were instructed to expand their interpretation of 'common housekeeping', treating a group of people as a household if occupants also 'shared a common living or sitting room'. The occupants of one-room accommodation, caravans and other non-permanent accommodation, were treated as a single household. The changes in instructions in 1981 may have resulted in a reduction of the number of households concentrated in the furnished rented sector between 1971 and 1981 (Dale and Marsh 1993).

In 1981 enumerators were also told to include in a household the following people who were *not* present on Census night:

- (i) au pairs on long-term engagements of a year or more
- (ii) children at boarding school, university, college, etc., if not married
- (iii) adopted or foster-children (however temporary)
- (iv) merchant seamen

- (v) people in institutions for less than 6 months
- (vi) regular visitors living at the address for most of the year
- (vii) shift and night workers
- (viii) spouses working away from home, abroad, in the forces, etc.

3.1.3 1991 Census definition of a household

In 1991, the Census form made a more explicit reference to shared living space in its written definition of a household:

A household comprises either one person living alone or a group of persons (not necessarily related) living at the same address with common housekeeping – that is sharing a living room or sitting room. Persons staying temporarily with the household are included.

As in 1981, enumerators were instructed to treat a group of people as a household if there was a regular arrangement to share at least one meal a day (including breakfast). Occupants of one-room accommodation or of a caravan were treated as a single household.

Household dependant: An additional ‘household dependant type’ classification was introduced for the 1991 census, which defined households in terms of the presence of dependants and non-dependants. In this classification a dependant is either a dependent child or a person who both has a limiting long-term illness and whose economic position is either ‘permanently sick’ or ‘retired’. A non-dependant is any person who is not a dependant.

In 1991 the concept of a ‘wholly absent household’ was introduced (*see* sections 5.1.1 and 5.1.2), based upon the voluntary enumerations of individuals who returned a completed Census form following their return to the address after Census night. This was encouraged to facilitate the imputation of certain data (*see also* Hattersley and Creeser 1995, pp 41, 42, 47 and 51).

3.1.4 2001 Census definition of a household

In the 2001 Census, a household was defined in much the same way as in 1991, except that ‘common housekeeping’ was explicitly defined as shared living space or at least one shared meal per day:

A household is:

- *one person living alone, or*
- *a group of persons (not necessarily related) living at the same address with common housekeeping – sharing either a living room or at least one meal a day.*

A person is considered to be a household resident if they usually live at the address, or have no other usual address. In general, the enumeration of people with more than one address is consistent with 1991. For people with more than one address (eg Armed Forces personnel), the usual address is where the person spends the majority of their time, unless they have a spouse or partner at another address. In the latter instance, the usual address is where the person’s family resides.

3.2 Relationship between household members

Each of the 1971, 1981, 1991 and 2001 Censuses asks questions about the relationship between the persons present in the household on Census night.

3.2.1 1971 Census – question B5

The 1971 Census schedule required that Part B, containing 24 questions, should be completed for every person who spent Census night in the household or joined the household on the following morning, having not been included as present on a census form elsewhere. The census was addressed to ‘the Head (or Acting Head) of the Household’ and they were instructed to enter their details as the first person on the form, followed by all other persons present. After completing information concerning their name, date of birth, sex and whether usually resident at the address, each person was required, in question B5, to state their relationship to the head of household, in a blank box:

B5

Write 'HEAD' for the head of the household and relationship to the head for each of the other persons: for example 'Wife', 'Son', 'Daughter-in-law', 'Visitor', 'Boarder', 'Paying Guest'.

For each absent resident a restricted set of key questions, including date of birth, sex, marital status and relationship to head of household, were to be completed in part C. When the form was coded, it was ensured that the 'head' was usually resident at the address, not a resident domestic servant or a member of a domestic servant's family, and aged 16 or over. If more than one person, or none, was described as 'head', the first person on the form who met all of these criteria was assigned as the head. In the last resort, the first usually resident person, who was not a member of a resident domestic servant's family was chosen. In cases where headship was reassigned, all relationships to the head were, as far as possible, revised accordingly.

In the census coding and outputs, relationships which were entered as 'step' or 'adopted' were treated as blood relationships, whilst foster relationships were not. Thus 'step-son' or 'adopted son' was treated as the equivalent of 'son', and 'foster-son' was treated as 'unrelated'. This can result in apparent contradictions, for instance a 'child' can be recorded as older than one of its parents (eg if someone marries a person 20 years older than themselves, who had a child when they were 18). While this remains a theoretical possibility, it is impossible to differentiate which of these occasionally recorded instances are true relationships and which are the result of coding error.

3.2.2 1981 Census – question 5

After 1971 it became evident that the term 'Head of Household' was contentious where husband and wife saw themselves as joint heads of household and was not appropriate in households consisting of unrelated adults. Thus, in 1981, the Census was addressed to 'the Head or Joint Heads or members of the Household'. The head or joint head was instructed to complete the section concerning personal details as the '1st person' on the form. After questions concerning name, sex, date of birth and marital status, the question relating to the relationships between household members was asked, and had been altered slightly from that asked in 1971, to incorporate tick-box options:

5 Relationship in household

Please tick the box which indicates the relationship of each person to the person entered in the first column.

Please write in relationship of 'Other relative' – for example, father, daughter-in-law, brother-in-law, niece, uncle, cousin, grandchild.

Please write in position in household of 'Unrelated person' – for example, boarder, housekeeper, friend, flatmate, foster child.

Relationship to 1st person

01 Husband or wife

02 Son or daughter

Other relative, please specify

Unrelated, please specify

When forms were coded in 1981, the head of household had to be: (a) aged 16 years or over; and (b) usually resident at this address. If one of these conditions was not met, the first person aged 16 years or over, to be entered on the form and recorded as usually resident at this address, was classified as the head. In the last resort, the oldest resident under 16 years of age would be taken as head. No head was identified in households consisting entirely of visitors.

As in 1971, step and adopted relationships, when specified, were not distinguished from blood relationships whilst foster children were treated as unrelated.

Answers that indicated co-habitation, such as 'common law spouse' or 'cohabitee' were coded as 'de facto spouse'. This code was also allocated to cases where the relationship and marital status answers were not compatible, i.e. where the second person was recorded as 'spouse' but at least one of the couple had recorded an answer other than 'married' in answer to the marital status question.

3.2.3 1991 Census – question 5

The 1991 Census was addressed to ‘the Head or Joint Head or members of the Household aged 16 or over’, thus introducing an age-limit on the person eligible to complete the form. Again, the head or joint head of household was asked to enter their details as ‘Person No. 1’ and, following questions concerning name, sex, date of birth and marital status, the question concerning relationships between household members was asked. Again, subsequent persons were asked to indicate their relationship to Person No. 1, i.e. the head of household, using tick-box options with an additional box to allow those present to demonstrate whether they were living together as a couple. In addition, the instructions made explicit reference as to how step-children and adopted children should be treated:

<p>5 Relationship in household Please tick the box which indicates the relationship of each person to the person in the first column. A step child or adopted child should be included as the son or daughter of the step or adoptive parent. Write in relationship of ‘Other relative’ - for example, father, daughter-in-law, niece, uncle, cousin. Write in position in household of an ‘Unrelated’ person for example, boarder, housekeeper, friend, flatmate, foster child.</p>	
<p>Relationship to Person No. 1</p>	
Husband or wife	<input type="checkbox"/> 1
Living together as a couple	<input type="checkbox"/> 2
Son or daughter	<input type="checkbox"/> 3
Other relative	<input type="checkbox"/>
please specify	
Unrelated	<input type="checkbox"/>
please specify	

In 1991, the Census forms were coded similarly to 1981, where the head of household was regarded as the person entered in the first column on the form, provided they were: (a) aged 16 years or over; and (b) usually resident at the address of enumeration. Again, if one of these conditions was not met, the first person aged 16 or over to be entered on the form and recorded as usually resident at the address of enumeration was coded as the head, and in the last resort, the oldest resident aged under 16 was taken as the head.

3.2.4 2001 Census – table 1

In the 2001 Census, households were asked to list in a table (Table 1) all members usually resident at the address, starting with the ‘householder’ or ‘joint householders’, and to include anyone temporarily away from home on the night of the Census, as well as schoolchildren and students usually resident elsewhere during term-time. Instructions also stated that babies born before Census night should be included if still in hospital, as well as those with more than one address, if this is the address where they live for the majority of the time. Details on those staying at the household with no other usual address were also to be included. A separate table (Table 2) was included where the names and addresses of all visitors were to be recorded.

In contrast to previous censuses, the 2001 Census form contained a longer list of tick-box options relating to relationships between the household members listed in Table 1, thus enabling a more complex relationship matrix to be constructed.

Because the question was slightly different to previous years, and on the face of it looked a little more complex, an example was included to help form-fillers. The wording of this question (excluding the example) was as follows:

Household Members and their Relationships within the Household

- Print the name of each household member in the space at the top of each column.
- ✓ a box to show the relationship of each person to each of the other members of your household.
- Provide information here for household members who require an individual form for privacy reasons. Questions on the following pages should be left blank for these people.

Name of Person 1	Name of Person 2	Name of Person 3
First name	First name	First name
Surname	Surname	Surname

<div style="border: 1px solid black; padding: 5px; text-align: center; margin-bottom: 10px;"> ENTER NAME OF PERSON 1 ABOVE </div>	<p style="text-align: center;">Relationship of Person 2 to Person → 1</p> <p>Husband or wife <input type="checkbox"/></p> <p>Partner <input type="checkbox"/></p> <p>Son or daughter <input type="checkbox"/></p> <p>Step-child <input type="checkbox"/></p> <p>Brother or sister <input type="checkbox"/></p> <p>Mother or father <input type="checkbox"/></p> <p>Step-mother or step-father <input type="checkbox"/></p> <p>Grandchild <input type="checkbox"/></p> <p>Grandparent <input type="checkbox"/></p> <p>Other related <input type="checkbox"/></p> <p>Unrelated <input type="checkbox"/></p>	<p style="text-align: center;">Relationship of Person 3 to Person → 1 2</p> <p>Husband or wife <input type="checkbox"/> <input type="checkbox"/></p> <p>Partner <input type="checkbox"/> <input type="checkbox"/></p> <p>Son or daughter <input type="checkbox"/> <input type="checkbox"/></p> <p>Step-child <input type="checkbox"/> <input type="checkbox"/></p> <p>Brother or sister <input type="checkbox"/> <input type="checkbox"/></p> <p>Mother or father <input type="checkbox"/> <input type="checkbox"/></p> <p>Step-mother or step-father <input type="checkbox"/> <input type="checkbox"/></p> <p>Grandchild <input type="checkbox"/> <input type="checkbox"/></p> <p>Grandparent <input type="checkbox"/> <input type="checkbox"/></p> <p>Other related <input type="checkbox"/> <input type="checkbox"/></p> <p>Unrelated <input type="checkbox"/> <input type="checkbox"/></p>
---	--	---

For the 2001 Census, the term ‘Household Reference Person’ has been introduced, as a result of the relationship matrix, to replace the concept of ‘head of household’. For a person living alone, that person is clearly the Household Reference Person (HRP). If the household contains only one family (with or without ungrouped individuals, see section 3.4.4) the HRP is the same as the Family Reference Person (FRP: again, see section 3.4.4). If there is more than one family in the household, the HRP is chosen from among the FRPs using the same criteria for choosing the FRP, i.e. on the basis of their economic activity (in the priority order full-time job, part-time job, unemployed, retired, other). If both people have the same economic activity, the FRP is identified as the elder of the two, or if they are the same age, the first member of the couple on the form. If there is no family, the HRP is chosen from the individuals present, using the same criteria.

3.3 Marital status

3.3.1 1971 Census – question B6 and B24

One of the 24 questions asked of each person in the household, in Part B of the 1971 Census, related to marital status:

B6
Write ‘SINGLE’, ‘MARRIED’, ‘WIDOWED’ or ‘DIVORCED’ as appropriate.
If separated and not divorced write ‘MARRIED’.

A further question (B24) was asked of ever-married women (married, widowed or divorced), under the age of 60, concerning the month and year of their first marriage and, if divorced or widowed, the month and year that their first marriage had ended.

B24
a Write the month and year of marriage (the first marriage if married more than once).
b If the first marriage has ended (by the husband’s death or by divorce) write the month and year when it ended. If not ended, write ‘NOT ENDED’.

a Date of (first marriage) Month Year
b Date (first) marriage ended Month Year

Thus, single persons are those who have never married, married persons include those who were separated but not divorced, widowed persons are those who have not married since the death of their spouse and divorced persons are those who have not remarried following a divorce.

3.3.2 1981 Census – question 4

In 1981 the question relating to marital status had altered somewhat in that a distinction was made between a first marriage and a remarriage in a single question. Thus, although information on length of first marriage was no longer collected, information concerning the basic status of remarriage was collected on all people, regardless of age or gender:

4 Marital status

Please tick the box showing the present marital status.

If separated but not divorced please tick 'Married (1st marriage)' or 'Re-married' as appropriate.

- | 1st person | 2nd person |
|---|---|
| Marital status | Marital status |
| 1 <input type="checkbox"/> Single | 1 <input type="checkbox"/> Single |
| 2 <input type="checkbox"/> Married (1st marriage) | 2 <input type="checkbox"/> Married (1st marriage) |
| 3 <input type="checkbox"/> Re-married | 3 <input type="checkbox"/> Re-married |
| 4 <input type="checkbox"/> Divorced | 4 <input type="checkbox"/> Divorced |
| 5 <input type="checkbox"/> Widowed | 5 <input type="checkbox"/> Widowed |

3.3.3 1991 Census – question 4

In 1991 the question relating to marital status closely resembled the question in 1981, with the exception that to qualify as divorced, the person needed to be in possession of a decree absolute, thus introducing a legal aspect to the definition. This legal aspect is also reflected in the clarification in brackets after the words 'single' and 'married', which minimised the number of divorced or widowed people who might otherwise report themselves as 'single'.

4 Marital status

On 21st April what is the person's marital status?

If separated but not divorced, please tick 'Married (first marriage)' or 'Re-married' as appropriate.

Please tick one box.

- | Person No. 1 | Person No. 2 |
|---|---|
| Single (never married) <input type="checkbox"/> 1 | Single (never married) <input type="checkbox"/> 1 |
| Married (first marriage) <input type="checkbox"/> 2 | Married (first marriage) <input type="checkbox"/> 2 |
| Re-married <input type="checkbox"/> 3 | Re-married <input type="checkbox"/> 3 |
| Divorced (decree absolute) <input type="checkbox"/> 4 | Divorced (decree absolute) <input type="checkbox"/> 4 |
| Widowed <input type="checkbox"/> 5 | Widowed <input type="checkbox"/> 5 |

3.3.4 2001 Census – question 4

Question 4 of each section relating to the persons entered into the relationship grid in Table 1 of the 2001 Census schedule, asked about marital status. Again, it specified that those who were single were those who had never married, and for the first time provided an option for individuals to indicate if they were separated yet still legally married. The legal aspect of the question used in 1991 relating to those who were divorced, was removed:

4 What is your marital status (on 29 April 2001)?

- Single (never married)
- Married (first marriage)
- Re-married
- Separated (but still legally married)
- Divorced
- Widowed

3.4 Families

Persons within households can be classified into families and are based on the information supplied concerning whether or not respondents are usually resident.

3.4.1 1971 Census definitions

In 1971 a family was defined as:

- (a) a married couple with or without their never-married child(ren); or,
- (b) a father or mother together with his or her never-married child(ren); or,
- (c) grandparents (or a lone grandparent) with their grandchild(ren) if there are no parents usually resident in the household.

Thus a family of type (a) is a married couple family, and a family of type (b) is a lone-parent family. Families of type (c) are classified as appropriate. The family head is taken to be the husband in a married couple, or the lone mother or father in a lone-parent family.

An important point to note in the 1971 Census is that because the question on marital status did not specifically address the issue of cohabitation, a cohabiting couple with children would be classified as a lone-parent family (almost certainly 'lone father') plus one unrelated adult. This should not incorrectly classify too many individuals included in the LS in 1971, since very few such families existed. See section 5.2.2 of this guide for further information on this topic

Children: The offspring of a family head who have never married are classified as children in household classifications. Grandchildren allocated to their grandparents also count as children.

Dependent children: These are children in families who are either:

- (a) under 15 years of age; or
- (b) under 25 years of age, never married and classified as a student (that is, present at address of enumeration on Census night answering 'Yes' to question B8 on the household form, or, if absent, having 'Student' entered in reply to question C4, which asked for particulars of the job held in the week before census, for absent persons).

Family size: The size of a family is the number of persons belonging to a family, as defined above, formed of persons given as usually resident in the household. The classification of households into families is such that any one person cannot belong to more than one family.

Classifying persons not in families: Persons not in a family are those persons in the household who could not be allocated to a family on the above definition. Such persons could be further classified, as being:

- (1) in 'direct descent' – for every possible pair of persons in the group, either:
 - (a) one was the ancestor or descendent of the other by blood, marriage or adoption; or,
 - (b) one could be linked to the other by a sequence of such ancestor/descendent relationships involving the other members of the group.

Similarly, in households consisting of more than one family, any two families could be described as in 'direct descent' if one family contained a descendent (a child, grandchild or great grandchild by blood, adoption or marriage) of a of individuals could lie on the line of descent between the two families so linked.

- (2) a 'lone ancestor' – the ancestor of the head of household or of his/her spouse, or of the direct descendents of the head of household. In the latter case, those households are included where the lone ancestor was him/herself the head of household. In households with two or more families in direct descent, the lone ancestor had to be an ancestor of a first generation family.

Other relatives are any related persons, no matter how distant the relationship.

3.4.2 1981 Census definitions

In 1981 a family was defined as:

- (a) a married couple with or without their never-married child(ren); or
- (b) a father or mother together with his or her never-married child(ren); or
- (c) grandparents (or a lone grandparent) with their grandchild(ren) if there are no parents usually resident in the household.

Thus a family of type (a) is a married couple family, and a family of type (b) is a lone-parent family. Families of type (c) are classified as appropriate. The family head is taken to be the husband in a married couple, or the lone mother or father in a lone-parent family.

Head of the family is the husband in a married couple or the lone mother or lone father in lone-parent families.

Similarly to 1971, the 1981 Census question on marital status did not specifically address the issue of cohabitation, and thus, a cohabiting couple with children would be classified as a lone-parent family (almost certainly 'lone father') plus one unrelated adult. Again, this should not incorrectly classify too many individuals included in the LS in 1981, since although there were many childless cohabiting relationships, people were still generally getting married if they were planning to have children, and it was only later in the 1980s that the numbers of cohabiting parents increased (*see also* section 5.2.2).

Children: There is no age limit to the term 'child' so, for example, a never-married 40-year-old still living with his/her parents, would be classified as part of the same family as his/her parents.

Dependent child: Since the school leaving age had changed by the 1981 Census from 15 to 16, the definition of a dependent child also changed. In addition, the definition of a dependent child in 1981 depends upon which variable is being analysed. In the 100 per cent processed variables, a dependant is a person:

- (a) under 16 years of age; or
- (b) under 25 years of age, never married and classified from the question on economic activity last week as a student.

However, in the 1 per cent and 10 per cent processed variables (*see also* Hattersley and Creeser 1995, pp 35 and 69) the definition of a 'dependent child' refers to children in families who are:

- (a) under 16 years of age; or
- (b) under 19 years of age, never married and classified from the question on economic activity last week as a student.

Caution should thus be exercised when using variables in which the concept of a dependent child occurs.

Non-dependent children: These are those children in families who have never married, aged 16 years or over and not classified as a student from the question on economic activity last week.

Family size: The size of a family is the number of persons in a family as defined above. The classification of households into families is such that one person cannot belong to more than one family.

Persons not in a family: Persons not in a family are those household members who could not be allocated to a family based upon the above definition.

3.4.3 1991 Census definitions

The definition in 1991 was basically the same as in 1971 and 1981; however, in recognition of the increasing numbers of people choosing to cohabit, this was extended to include:

- (d) two people (of the opposite sex) living together as a couple; or
- (e) two people living together as a couple with their never married children.

Family Unit Type: A computer algorithm was used to allocate individuals within households to a detailed family type classification. The algorithm also defines the number of family units within a household, the relationship of each unit to the head of the household, and the generation within the family unit to which the individual belongs. In any family unit within a household where there are two generations, the younger generation must be single (never married) and have no

obvious partner or offspring. When a person in a younger generation, has or can be shown to have had, a relationship to a person other than their parent(s), that person is not placed in the same family unit as his or her parent(s).

Child: This is a person in the second generation of a family. As before, there is no age limit to the term 'child'.

Dependent children: This definition had again changed since the last census, and in 1991 a dependent child was a person who was:

- (a) under 16 years of age; or
- (b) under 19 years of age, never married, in full-time education and economically inactive.

Non-dependent child: This is any person in the second generation of a family who is not a dependent child.

Head of family: This term is generally taken to be the head of household if the family contains the head of household, otherwise:

- (a) in a couple family, the head of family is the first member of the couple on the form;
- (b) in a lone-parent family, the head of family is the lone parent; or
- (c) a no-family person, i.e. non-dependent person can be treated as head of family.

Family size: This is the number of residents in a family as defined above. No person can belong to more than one family.

3.4.4 2001 Census definitions

The definition in 2001 extended that of 1991 further, in recognition of the increasing numbers of same-sex couples. Thus, four further categories were introduced:

- (f) two people (of the same sex – male) living together as a couple; or
- (g) two people (of the same sex – female) living together as a couple; or
- (h) two people (of the same sex – male) living together as a couple with their never-married children; or
- (i) two people (of the same sex – female) living together as a couple with their never-married children.

Since the 2001 Census question asked for the relationship of every person in the household to every other member (except in very large households), this enables the identification of concealed families (second or subsequent families in a household), families containing step-children and the relationship between families. Thus, different types of families will be identifiable, such as married couple families, cohabiting couple families and lone-parent families (*see* definitions below).

Each individual within a household will be allocated to a single family or classified as an 'ungrouped individual'. One or more of these families and/or one or more individual(s) makes up a household.

Instead of identifying someone as 'head of the family', the 2001 Census output will refer to the 'Family Reference Person' (FRP). The FRP will be the lone parent in a lone parent family. In a couple, the FRP is chosen from the two people in the couple on the basis of their economic activity (in the priority order full-time job, part-time job, unemployed, retired, other). If both people have the same economic activity, the FRP is identified as the elder of the two, or if they are the same age, the first member of the couple on the form. This is a new development.

Married couple family: This is a husband and wife with or without their child(ren). It also includes a husband and wife with their grandchild(ren) but no children in the intervening generation in the household.

Cohabiting couple family: This is a family consisting of two people living together as a couple (that is not living with their spouse), with or without their child(ren) who are not themselves living with a spouse or partner. This includes cohabiting couples with no children and cohabiting couples of the same sex.

Lone-parent family: Usually, this is a lone father or mother with his or her child(ren). It also includes a lone grandparent with his or her grandchild(ren) but with no children in the intervening generation in the household.

Child: The definition is unchanged from 1991. Once again, there is no age limit on the term child.

Dependent child: A dependent child is a person aged 0–15 in a household (whether or not in a family), or aged 16–18 in full-time education and living in a family with his/her parent(s). This is a change from the 1991 definition, which stipulated that if aged 16–18, they also had to be never married and economically inactive.

3.5 Minimal household units

The responses arising from questions in each census on households and family members facilitate the construction of ‘minimal household units’ (MHUs), a concept developed by Overton and Ermisch in 1984. An MHU defines the smallest unit whose members may be expected to share the same or similar lifestyles and are the building blocks into which a household can be broken down for research focusing on household structure. The census definitions for these are shown below whilst the ways in which they can be used analytically are elucidated in sections 5.2.3 and 5.2.4.

3.5.1 1971 and 1981

Four types of MHU were distinguished from the information supplied in both the 1971 and 1981 Censuses:

- *an unmarried individual;*
- *a one-parent family with dependent children;*
- *a married couple with no dependent children; and*
- *a married couple with dependent children.*

3.5.2 1991

As a result of the additional category in the ‘relationship in household’ question in the 1991 Census, allowing people to define themselves as ‘living together as a couple’ (and thus reflecting the substantial increase in the number of people who were cohabiting), it was possible to identify cohabiters of the opposite sex, with or without dependent children, as separate categories for analysis purposes. Thus, two further MHUs were distinguished:

- *a cohabiting couple with no dependent children; and*
- *a cohabiting couple with dependent children.*

Thus, MHUs retain the idea of dependency (where, for the purposes of MHUs, a dependent child is defined as a child in a family aged under 16 or 16–18 in full-time education; (compared to under 15 or 15–18 in 1971)), and a non-dependent ‘child’ within a family would constitute an MHU in its own right as an unmarried individual. Therefore, a family, as well as a household, could incorporate several different types of MHU.

3.5.3 2001

As same-sex couples were coded for the first time, there is the possibility of extra MHU categories. At the time of writing, the plan is to include in the LS two parallel sets of 2001 MHUs, one of which will be the same as 1991 for comparability, and another expanded set to reflect this extra refinement.

4. Relevant LS variables

The LS data, which are held on a Model 204 database, and in 'LSLOAD' (a layered outputs and analysis database created using Microsoft SQL Server), are divided among different files; for example, LS members files, non-members files, events files, etc. A complete list of the files in which the data are arranged, and the variables within them, can be found in LS user-support documentation.

It is perhaps worth noting at this stage that some limited information relating to families and households may be gleaned from the births and deaths 'events files' data. In the case of births registered jointly after 1986, birth data contains variables relating to: duration of the parents' marriage; age of the parents at marriage; dates of birth of the parents; and, parents' employment status/social class. Death files' data contains variables relating to: age at death; age of spouse at death; date of birth of spouse; marital status at death; marital status of spouse; and, employment status/social class of spouse/parent.

However, the variables listed below, which may be most useful for analyses concerning households and families, have all been taken from the LS members files (with the exception of the variable LSRELAT7/8/9, see pp 16, 17 and 18). They have been divided into sections on: households; family and relationships; and marital status. This has been shown for each census year for which variables are currently available, i.e. 1971, 1981 and 1991. Finally, variables are classified according to whether or not they have been used frequently by researchers. For each variable listed, the name of the file on which it is held is shown, along with the variable name and description. Extra information is provided pertaining to the nature of the variable (where this is not obvious from the variable name) and any points to note when using it. The frequency counts for some of these variables can be found in Appendices E–G.

4.1 Households

4.1.1 1971

File Name: PAABME71

Frequently used variables

Variable Name	Variable description	Extra information
DWELL7	Dwelling type of LS member.	This variable identifies whether a person is usually resident or a visitor to the household.
VISIND7	Resident/visitor indicator.	
JURE7	Number of persons usually resident in LS member's household.	
HOTYPE7	Household type.	
MHUTYP7	Minimal household unit type.	
MHUPOS7	Position of LS member within minimal household unit.	
MHUCOM7	Combinations of minimal household units within household.	

Less frequently used variables

Variable Name	Variable description	Extra information
FACTO7	Number of persons enumerated in LS member's household.	
PERNO7	Person number of LS member within the household.	
FHIND7	Family head indicator: persons in the household.	This variable identifies the type of family head.

4.1.2 1981

File Name: PAABME81

Frequently used variables

Variable Name	Variable description	Extra information
DJHO8	Number of persons usually resident in household.	
URESIND8	Usual address indicator.	Dependent children are defined as children in families who are: (a) under 16 years of age; or (b) under 19 years of age, never-married and classified from the question on economic activity last week as a student.
HOFAMTY8	Household and family type.	
MHUTYP8	Minimal household unit type.	
MHUPOS8	Position of LS member within minimal household unit.	
MHUCOM8	Combination of minimal household units within household.	

Less frequently used variables

Variable Name	Variable description	Extra information
LSPRIND8	Position of LS member in household.	
NOOTHH8	Number of other persons in household.	During the processing involved in cleaning the 1981 Census Household File, 1,004 records containing households consisting of an LS member only were identified as having NOOTHH8 = Spaces. These 1,004 records were recoded to '00' to standardise them with 52,444 records containing households consisting of LS member only where NOOTHH8 = 00.

4.1.3 1991

File Name: PAABME91

Frequently used variables

Variable Name	Variable description	Extra information
URESIND9	Usual residence indicator.	
DJHH9	Number of usually resident persons in household.	
MHUTYP9	Minimal household unit type.	
MHUPOS9	Position of LS member within minimal household unit.	
MHUCOM9	Combination of minimal household units within household.	

continued

Less frequently used variables

Variable Name	Variable description	Extra information
DWLNUM9	Dwelling number.	This variable indicates the number assigned to dwellings within a building. A maximum of 35 is allowed.
DFNDJHH9	Number of persons enumerated in household.	This variable indicates number of persons enumerated in LS member's household on Census night, 21/04/91, where at least one person was a visitor (i.e. it is a <i>de facto</i> household, not <i>de jure</i> household).

4.2 Family and relationships

4.2.1 1971

File Name: PAABME71

Frequently used variables

Variable Name	Variable description	Extra information
HRC7B7	Relationship to head of household.	This variable only applies to those persons enumerated in a private household.
RELAT7	Relationship of head of family to head of household.	
FMTYP7	Family Head Type.	Formerly FMTYPE.
FAMSTAT7	Family status.	This variable indicates whether or not the LS member is in a family and shows the type of family and the position of the LS member within it.
FMNUM7	Family number.	
PARIND7	Indicator for presence of parent in household.	
SONIND7	Indicator for presence of son in household.	
DAUIND7	Indicator for presence of daughter in household.	
HHDCH7	Number of dependent children usually resident in the household.	Dependent children are children in families who are either: (a) under 15 years of age, or (b) under 25 years of age and classified as a student. Formerly HHDCH.
HHNDCH7	Number of non-dependent children usually resident in the household.	Dependent children are children in families who are either: (a) under 15 years of age, or (b) under 25 years of age and classified as a student. Formerly HHNDCH.

Less frequently used variables

Variable Name	Variable description	Extra information
HHFAMS7	Number of families.	
FMPERS7	Number of persons in LS member's family.	
SIBIND7	Indicator for presence of sibling in household.	
DUP7	Duplicate record indicator: persons in household.	Where households contain two or more LS members the records of each member of the household are duplicated with recalculated relationships to the LS member (LSRELAT7). This variable is used to indicate which are duplicate records.

File Name: PAABNM71

Frequently used variable

Variable Name	Variable description	Extra information
LSRELAT7	Relationship of non-LS member to LS member.	This variable is derived using information concerning the LS member's relationship to the head of household, as well as the relationship of all other persons in the household to the head of household.

4.2.2 1981

File Name: PAABME81

Frequently used variables

Variable Name	Variable description	Extra information
HRC8	Relationship to head of household.	This gives the relationship to the head of household whether or not the LS member is usually resident in the household.
FFHTYPE8	Family type of LS member's family.	
FANUM8	Family number of LS member's family within household of LS member.	

Less frequently used variables:

Variable Name	Variable description	Extra information
DEPCHNB8	Number of dependent children in the household.	
LSFDCAC8	Number and age combination of dependent children (age<19) in family).	
NOOTLFM8	Number of other persons in LS member's family.	
FHIND8	Head of LS Family Indicator.	

File Name: PAABNM81

Frequently used variable

Variable Name	Variable description	Extra information
LSRELAT8	Relationship of non-LS member to LS member.	This variable is derived using information concerning the LS member's relationship to the head of household, as well as the relationship of all other persons in the household to the head of household.

4.2.3. 1991

File Name: PAABME91

Frequently used variables

Variable Name	Variable description	Extra information
RELAT9	Relationship to head of household.	This variable indicates the relationship of the LS member to the first person on the census form.
FAMTYPT9	Family type.	This variable is based upon usually resident persons in the LS member's household. It indicates the family type of the LS member by marital status of parents, whether the family is concealed or unconcealed, and the presence or absence of children, showing them as dependent or non-dependent. An 'unconcealed' family is one where the LS member is in the same family as the head of household (first person on form). A 'concealed' family is one where the LS member is not in the same family as the head of household (first person on form). Note: To extract the variable both the LS member's and non-member's files have to be examined. A derivation to output the variable irrespective of whether the LS member is head of family is available as follows: DERIVE FAMTLSM9 outputs FAMT901 (family type of LS member's family).
FANUM9	Family number.	This variable indicates the number of the LS member's family within the LS member's household. It is assigned by the household composition algorithm. Families are numbered sequentially within the household. If no family is

continued

Frequently used variables – continued

Variable Name	Variable description	Extra information
GENINFM9	Generation in family.	identified, the family unit for that household has FANUM = 0. This variable identifies the placement of LS member within the generations of his/her family.

Less frequently used variables

Variable Name	Variable description	Extra information
FAMUNIT9	Family unit.	This variable applies to all persons enumerated in the LS member's household on census night. A code is assigned to the family entity/ies created in a household by the household composition algorithm, to identify the type of family unit.
HHFMTYT9	Family type of LS member usually resident in household.	This variable identifies the family type for the LS member within the household. The presence of non/dependent children usually resident is also identified.
HDHEAD9	Usually resident head of household indicator.	This variable indicates as head of household the first person on the census form usually resident in the LS member's household. In addition to being usually resident, this person is aged 16 or over. If there is no person usually resident aged 16 or over, HDHEAD9 will be assigned to the eldest person aged under 16 who is usually resident. Formerly HDHEAD.
FAMHEDT9	Head of family indicator.	This variable is based upon usually resident persons. The head of family will be the head of household if that person is a member of the family, otherwise it is the first member of the first generation of the family on the census form. Formerly FAMHEADT.

File Name: PAABNM91

Frequently used variable

Variable Name	Variable description	Extra information
LSRELAT9	Relationship of non-LS member to LS member.	This variable is derived using information concerning the LS member's relationship to the head of household, as well as the relationship of all other persons in the household to the head of household.

4.3 Marital status

4.3.1 1971

File Name: PAABME71

Frequently used variables

Variable Name	Variable description	Extra information
MARCON7 REVMST7	Marital condition. Revised marital status.	This is a revised marital status code, based upon marital status (MARCON7), date of marriage termination (MTYR4), and presence/absence of spouse or de facto spouse (SPCIND7).
SPCIND7	Spouse/cohabitant indicator.	
SPINDIC7	Indicator for presence of spouse in household.	This variable identifies whether a spouse or cohabitant of the LS member is present in the household. If a person in the household is a spouse of the LS member (i.e. LSRELAT7 = 1 or 2), then SPCIND7 = 1. If a person in the LS member's household is a cohabitant (LSRELAT7 = 8), then SPCIND7 = 2.

4.3.2 1981

File Name: PAABME81

Frequently used variables

Variable Name	Variable description	Extra information
MARST8	Marital status.	Codes 3 (remarried) and 7 (remarried, with no usually resident spouse on census form) are not available for persons enumerated in Scotland. Codes 2 and 6 appear instead. Codes 6 (married (first marriage) with no usually resident spouse on census form) and 7 (remarried, with no usually resident spouse on census form) are not available for visitors or people in communal establishments.
REVMST8	Revised marital status.	
DFACTSP8	<i>De facto</i> spouse indicator.	In households containing a ' <i>de facto</i> spouse' of the head of household, in which the LS member is the head or

continued

Frequently used variables – continued

Variable Name	Variable description	Extra information
		the <i>de facto</i> spouse, or a child of either of these, the variables referring to head of family and wife/mother are filled as if the head and <i>de facto</i> spouse were a married couple. This indicator shows who these variables apply to and their family statuses.

4.3.3 1991

File Name: PAABME91

Frequently used variable

Variable Name	Variable description	Extra information
MARSTAT9	Legal marital status.	This variable was 100 per cent coded at census processing.

Less frequently used variable

Variable Name	Variable description	Extra information
MARSTT9	Legal marital status (10 per cent).	This variable was imputed during the 10 per cent edit stage (which edits the 100 per cent 'hard to code' items) if MARSTAT9 was found to be inconsistent with other data.

5. Methodological and analytical issues

This section explores some of the methodological issues to be aware of when using the LS, as well raising awareness of the analytical potential of this dataset.

5.1 Population coverage

5.1.1 Quality

Since the census aims to cover the entire population, a post-enumeration survey is conducted to check the extent to which this has been achieved, as well as check that questions have been answered accurately. In 1971 a fairly limited survey was carried out, however, after the 1981 Census a rather more thorough post-enumeration check was made. This discovered that there had been a net under-enumeration of 214,000 people as well as 800,000 absent residents who had not been required to return a form for that address. When added to the usually resident count from the 1981 Census, this was found to be consistent with the Registrar General's mid-year estimates for 1981 based upon the rolled forwards 1971 Census figures.

In 1991 the number of absent residents was expected to be higher than in 1981, an assumption which was based upon the fact that: absent residents in the 1981 Census had largely been one-person households and the number of these was known to have risen; and the population was becoming far more mobile. This resulted in the introduction of the concept of a 'wholly absent household' for 1991, which was imputed to be around 1.2 million individuals. The census validation survey carried out in 1991 failed to trace many of the people missed by the census, and by checking back to 1981 figures it was shown that this group was characterised by the under-fives, young adult males and elderly women. The under-representation of people in these groups will thus also be reflected in the LS and this should be borne in mind when considering analyses of these groups.

5.1.2 Present and absent persons

In private households, each of the Censuses in 1971, 1981 and 1991 counted all persons *present* on Census night, and all persons *usually resident*, irrespective of whether they were present or not. This information was used to define the different population bases used for census output. However, in 1981 the 'whereabouts' question identified those absent residents who were elsewhere in Great Britain on Census night, and those who were outside the country. With the exception of the treatment of students, the concept of usual resident has remained the same over the period 1971–91. In 2001, although summary information was gathered on the census schedule relating to visitors, this was purely for ease of completion, and no data will be made available on them. The present population count in 2001 will therefore exclude visitors, who should be enumerated at their address of usual residence.

A further difference concerns *absent households*, where in 1981, those households wholly absent from their usual place of residence were not enumerated if no one else was present in the accommodation on Census night. In 1971, the absent residents in such households were included in the 'Household Composition Tables', to the extent that it was possible to enumerate them. A significant change to the 1991 Census was that data for wholly absent households was imputed. While this has implications for the total population coverage of England and Wales, it is important to stress that the LS does not include imputed information for members of a wholly absent household.

5.1.3 Term-time address of students

Now that students make up the largest group of people who are away from home for a substantial part of the year, it has become increasingly important in recent censuses to consider them in the final decision on when to hold a census. The final timing of the census has changed over the period spanned by the LS. In 1971 the Census took place in some student holidays. In 1981 it fell during term-time, in 1991 it fell in student holidays and in 2001 it coincided largely with term-time again.

In 1971, 1981 and 1991, form-fillers were advised that for students and children away from home during term-time, the home address should be taken as the usual address. However, in 1981 form-fillers were not required to provide information on the term-time address of students on holiday or at home at the time of the Census. This presented incompatibilities with the Registrar General's annual estimates of the usually resident population of local and health authority areas (where the latter takes the student's term-time address as their usual one).

In 1991, in order to provide comparability with the Registrar General's estimates, a separate question on the term-time address of students was included. Form-fillers were asked to indicate whether a student or school child's address of enumeration was the term-time address and, if not, they were asked to indicate the term-time address. This information was used to prepare a national matrix of 'ward of usual residence by ward of term-time address', used to redistribute students for the Registrar General's annual estimates.

Comparisons of the number of students in 1981 and 1991 are therefore somewhat complicated, however, the inclusion of a new question on the term-time address of students will help to remove a major source of ambiguity about intercensal change. For this reason, the 2001 Census again counted students at their term-time address, and was carried out during term time to achieve an accurate count.

In 2001, however, students and schoolchildren studying away from the family home were fully enumerated at their term-time address as opposed to their vacation (home) address. Basic demographic information only (name, sex, age, marital status and relation) was collected at their 'home' or 'vacation' address. This information will not allow the derivation of a separate population base and, apart from one or two tables where these students and schoolchildren are specifically identified, for all main output they will not be counted at their vacation address. The information on families, household size and household composition for their vacation address will not include them and they will not be included in the 'all person' count for their vacation address.

5.2 Households and Families

5.2.1 Household and family composition

Between 1971 and 1981 there were a number of changes in the definitions used in the main classification of household composition. Both the definition of head of household and dependent child were affected by the raising of the school leaving age. This had the effect of increasing the age limit used to describe a dependent child from 'under 15 years of age' in 1971, to 'under 16 years' in 1981. Also in 1981, in recognition of the changes in the household division of labour, individuals were given the opportunity of indicating whether they were the joint head of household.

In common with the previous census, the 1991 Census adopted two approaches to the analysis of household composition, based on the information from the full and 10 per cent census processing (see Hattersley and Creeser, 1995; p 83). The first used only answers to the questions on age, sex and marital status of each person in the household, while the second also used information on relationship in household. Both of these variables and their components are available in the LS (see section 5.2.3, and Figures 1 and 2) and it is important to note that there is a distinction between the definitions of a dependent child used by each approach (see section 3.4.2).

In the 1991 Census, answers to the questions on age, sex, marital status and relationship in household (Question 5) were used to classify households and groups of individuals into families. The 'relationship to the first person entered on the census form' question differed from that used in 1981 only in that cohabitant replaces the former *de facto* spouse (derived from write-in answers), and that additional codes were introduced for child of cohabitant and cohabitant of son/daughter in an attempt to identify 'hidden' families within households. In addition, the 'Other unrelated' category included domestic servants, who were separately coded in 1981.

One of the major attractions of using the LS data is the opportunity it provides to amend the definition of family and produce alternative sets of tables illustrative of the composition of families and households that are suited to a particular piece of research. This might permit, for example, better comparisons with international data.

5.2.2 Over- and under-representation of particular groups

Work based on the 1981 Census data has shown that researchers should be careful when using the LS to compare family structures. When comparing the distribution of family unit type in the LS to the 1981 General Household Survey, the LS is shown to have a higher proportion of 'couple families' and distinct differences in the number of dependent children. This may be due to the manner in which the LS sample is selected since, although the LS is based on a sample of individuals, the larger the household to which the LS member belongs, the more likely that information about that household will be included in the study since the chances of one of the residents having an LS 'birth date' are greater (see Hattersley and Creeser 1995, p 61; see also LS User Support Team *Update*, 2/92, pp 9–10). As a result, families with more

dependent children have a higher probability of being included in the LS than those with fewer children, as are couple families, who have one more adult than a lone-parent family and, on average, have more children. Thus larger families are over-represented and one-parent families are under-represented in the LS.

An example will demonstrate the effects of overrepresentation of large households in the LS: car availability in Cornwall in 1991 was investigated (Williams 2000) using both data on individuals in the LS sample as well as census data for all Cornwall residents. This showed that, for all of the households in Cornwall, the percentage with access to three or more cars was 4.4, compared to 7.9 in the LS sample. This problem was overcome by including in the LS sample only those individuals shown on the census form to be the head of household, which had the effect of reducing the percentage of households with access to three or more cars from 7.9 to 4.9, thus making it more representative of the local population.

In addition, as referred to in section 3.3, because the question on marital status did not specifically address the issue of cohabitation in 1971 and 1981, a cohabiting couple with children would be classified as a lone-parent family (almost certainly 'lone father') plus one unrelated adult. Thus, the number of lone-parent families will be overestimated in these censuses. However, as previously mentioned, this should not have a large impact on the LS data, since it wasn't until later in the 1980s that cohabiting parenting on a large scale existed (see section 6.3). Work by Rendall et al in 2001 used LS data, among other sources, to look at the difference between the number of years spent childrearing in men and women. They also identified years spent in lone parenthood, where false lone fathers were a concern.

5.2.3 Complex families and households

Figure 1 on page 24 depicts the manner in which a complex household may be broken down into its component parts, of families and minimal household units (MHUs), for analysis. In this example there are four MHUs, the first of which represents a divorced lone mother, and her dependent children, who has returned to the parental home following a divorce from her spouse. These three individuals represent a family in their own right, since the census definition of a family includes a 'father or mother together with his or her never married children'. The 'never married' stipulation means that if children marry and leave their parental home, yet subsequently return following separation, divorce or widow/erhood (like the lone mother in MHU No. 1) they will *not* be coded as being in the same family as their parents, even if they have no children of their own. If an individual had not been married and had returned to their parental home, they would be coded as being in the same family as their parents, as long as they had no children (no matter how old they were – see section 3.4.2). If they did have children, they and their children would be treated as a separate family in their own right, and not part of their own parents' family. It is worth noting here that three-generation families are possible but only in the case where grandparents are taking care of their grandchildren, and the grandchildren's resident aunt(s)/uncle(s) constitute the middle generation. One should also be aware that two individuals who are related to each other and living in the same household will also not be coded as being in the same family if one has been divorced and the other has been widowed.

The second MHU in the household illustrated in Figure 1 consists of a husband and wife (the lone mothers' parents) and their dependent son, who, for example, is aged 18, has never married and is a student.

The third MHU is the non-dependent son of the husband and wife in MHU No. 2, who, for example, is aged 26, in full-time employment and has also never married. Given the definition of a family referred to above, the non-dependent son in MHU No. 3, together with the husband, wife and dependent son in MHU No. 2, make up the second family in the household.

The final MHU consists of a lodger who is unrelated to any of the other members of the household; as a single person without resident offspring or parents, he does not meet the criteria for a definition of a family in his own right and is categorised as an MHU only.

In the LS, allocating people in a household to a family type is not only undertaken using family definition, but also by the relationship of an individual to the head of household (or the first person on the census schedule). This means that researchers can use their own definitions of families and household structure when analysing LS data. The relationships between the individuals in our example have been represented in this way in Figure 2 (on page 24), where the relationships are all relative to the 'head of household'. In this example, the head of household is the husband in MHU No. 2 and the relationships shown reflect the codings found in the LS variable 'RELAT7/8/9' (see section 4.2). In this instance, the lone mother is now shown as the daughter of the head of household and her children are shown as his grandchildren.

Figure 1

Example of a household composition, consisting of four minimal household units and two families

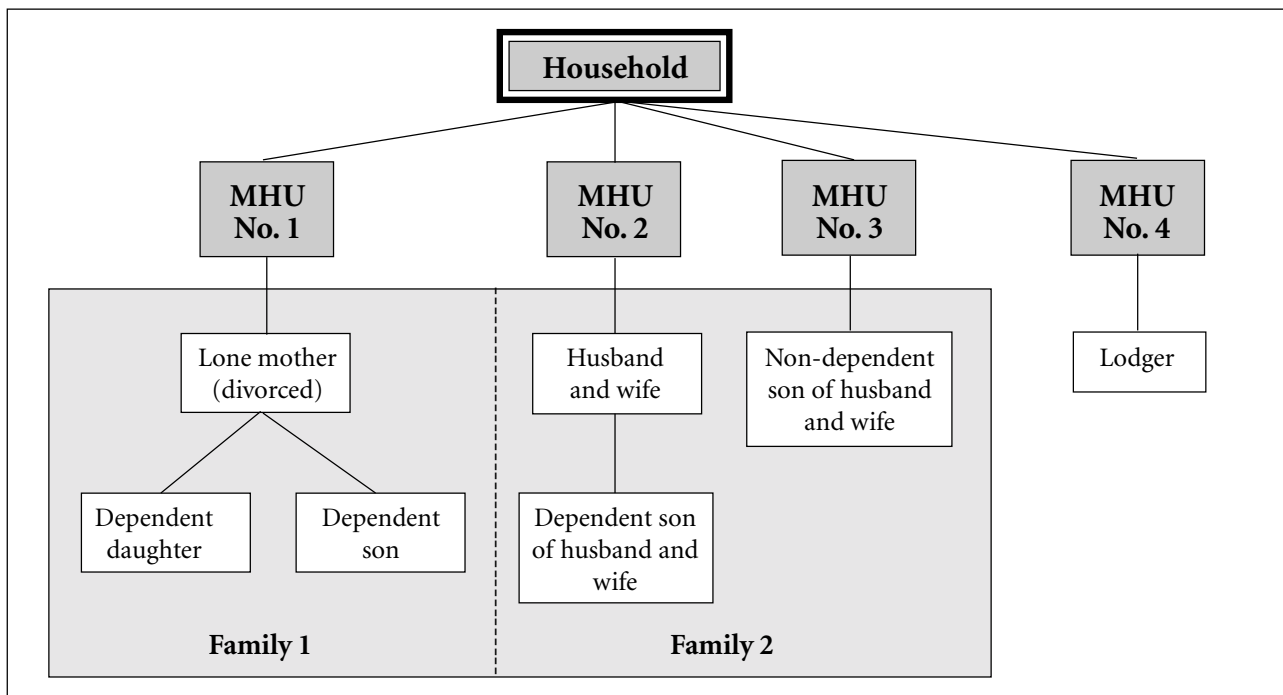
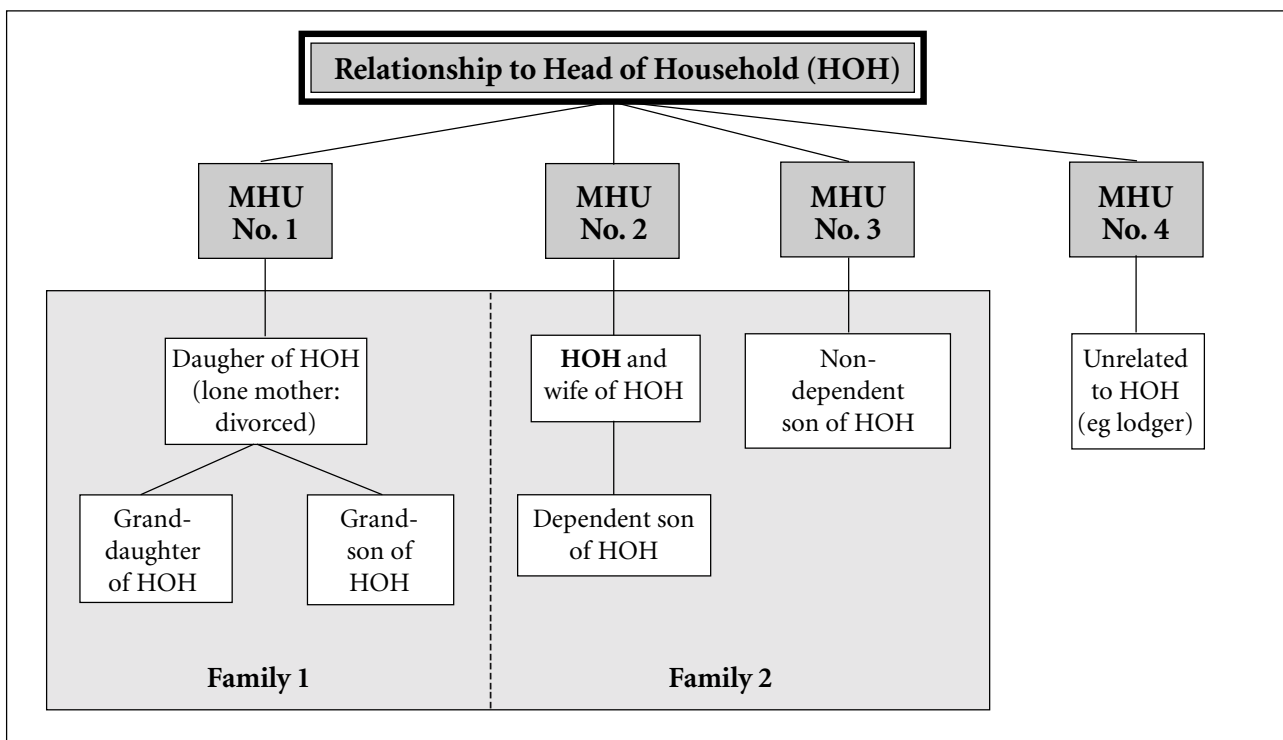


Figure 2

Example of a complex household, containing four minimal household units and two families, relative to the head of household as coded in the LS variables 'HRC7B7' 'HRC8' and 'RELAT9'

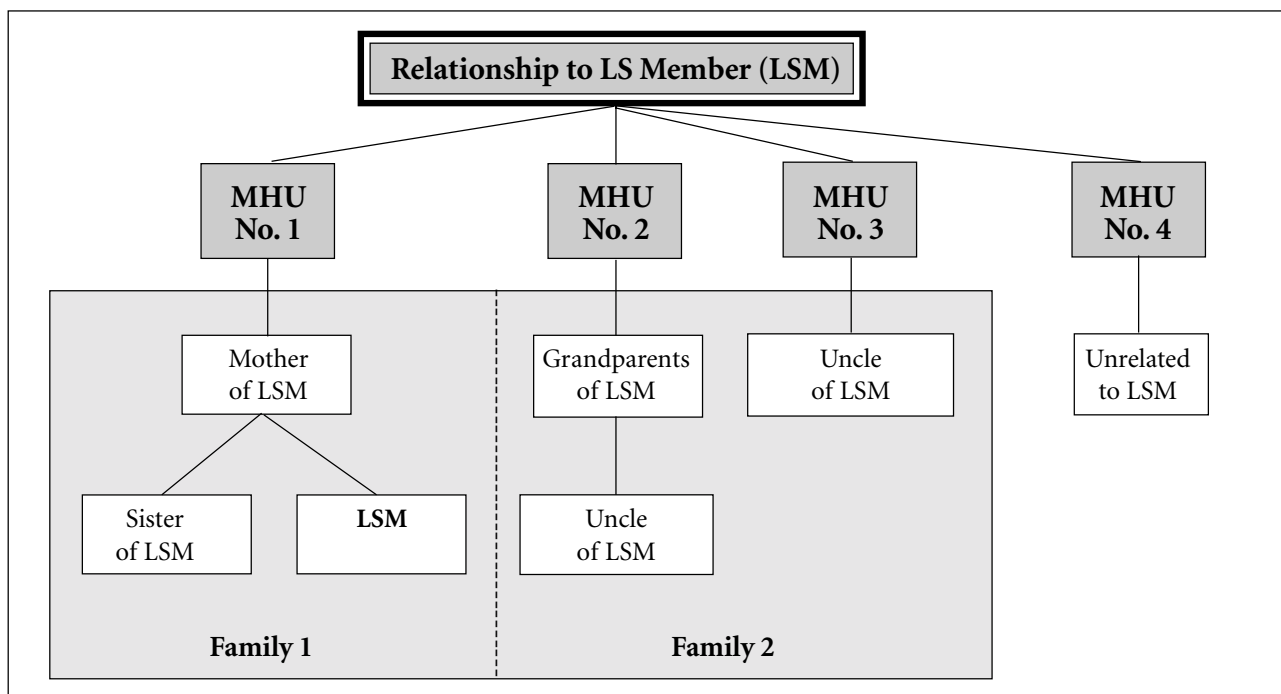


Another way in which the household composition can be analysed is by looking at the relationship between each individual and the LS member (LSM), as shown in Figure 3 (below). These relationships reflect the codings found in the LS variable ‘LSRELAT7/8/9’ (see section 4.2). In this example, the household member shown to have an LS date of birth on the census schedule is the son of the lone mother in MHU No.1 (also part of Family 1). Thus the lone mother is now shown as mother to the LSM, the daughter of the lone mother is shown as the LSM’s sister, the husband and wife in MHU No. 2 are shown as the LSM’s grandparents, and their dependent and non-dependent sons are shown as the LSM’s uncles. As in the previous method of describing the relationships between the household inhabitants, the lodger remains coded as ‘unrelated’.

A point to note here is that in 1971, 1981 and 1991 you would not normally be able to tell which of the three children of the head of household is the parent of the LS member. In 2001, however, the relationship grid solves this problem, since relationships are given to every other member of the household, and not just to the head of household.

Figure 3

Example of a complex household, containing four minimal household units and two families, relative to the LS member, as coded in the LS variables ‘HRC7B7’ ‘HRC8’ and ‘RELAT9’



From these examples, it is evident that at each of the census points covered by the LS individuals can be allocated to an MHU and that it is possible to use MHUs to exclude categories of people who are unsuitable for a given analysis, for example people who are visitors to private households or those enumerated in a communal establishment. For a more detailed examination of the technical issues involved in using MHUs in LS data analyses see Wright (1995, pp 11–14).

5.2.4 Intra-household analyses

The LS can be used to carry out a wide range of analyses relating to the type of family in which an LS member lives, the overall composition of their household and the relationships that exist between family and household members. For example, cross-sectional analyses can be carried out to investigate household and family structure at one point in time. Longitudinal analyses can also be performed, comparing circumstances between censuses (eg marital status in 1971 compared to marital status in 1981), or between vital events and censuses (eg the number of births recorded to women present at the 1991 Census). Alternatively, population cohorts can be identified and followed longitudinally from census to census (eg children born outside marriage to teenage mothers). The LS can also be used to identify specific sub-groups of the population to analyse according to family status or household position (eg lone parents), or it can be used to compare co-residents at different points in time to assess changes in family and household formation (eg Are dependent children still resident? Have partners changed?). Variables relating to ‘family type’ and ‘minimum household unit’ can be used to facilitate these types of analyses and can thus help researchers to detect changes between censuses in

family and household living circumstances. For a more detailed account of the technical issues pertaining to intra-household analyses, and the use of the variables LSRELAT7/8/9 see Wright and Lynch (1995, pp 12–16).

5.3 Marital status

5.3.1 Accuracy of census information

The post-enumeration survey that followed the 1971 Census found that 5.6% of the women resurveyed, who were aged between 16 and 59 and who had been married, widowed or divorced, had incorrectly recorded the date of their first marriage on the original census form; half of these errors were differences of one month or one year. In addition, 21.4% had completed part 'b' incorrectly (date first marriage ended). The vast majority had left this question blank when in fact their first marriage had ended. When census forms were processed, if the question on the date of marriage termination was left blank, it was imputed that the marriage had not ended if the woman was currently married, but a missing value was assigned if she was either widowed or divorced. Since the question on current marital status (B6) did not distinguish between those in a first or subsequent marriage, remarried women who left the date of termination of their first marriage blank would have been wrongly coded as 'first marriage not ended'. Similar errors were not encountered during the 1981 and 1991 Censuses, since no questions were asked relating to duration of marriage.

5.3.2 Following people over time

Members of the LS are traced at censuses and linked to vital event registration data over time in a way that the members of their household are not. A far greater amount of information is known about the LS member, which can be fed into algorithms when the samples are drawn, to ensure that the LS member's data are linked through time. 'Flags' are also applied to the records of those LS members for whom there are date of birth discrepancies. Since much less is known about other members of the household, longitudinal analysis of these individuals is more problematic. One way in which they could be identified is through their date of birth, however, the misreporting of date of birth (which is not uncommon) will affect this. One way in which this can be overcome is to identify a person at two points in time, where at least two of the three parts of their date of birth match, and then look for another piece of information which matches, eg gender. This might be useful if looking for the right child born to a sample mother.

Work by Ní Bhrolcháin in 1988 exemplifies the problem of carrying out research that aims to follow people over time using the LS. She was interested in tracing people who were married to the same spouse at two different census points, noting that it is not possible to identify directly remarriages that occur between censuses, since information about marriages to LS sample members are not routinely linked to the dataset. She overcame this by using information supplied on marital status and date of birth.

She selected a sample of individuals who were present at both the 1971 and 1981 Census and who were recorded as usually resident in a private household. They were also recorded as 'married' or 'remarried' and their spouse was recorded on the same census form. Men and women were classified as married to the same spouse in 1971 and 1981 if two of the three elements of the spouse's date of birth (day, month, year) were the same. This reduced the effect of inconsistencies due to errors in form completion, noting that remarriages where the elements of the new spouse's date of birth are the same as the previous spouse, are rare.

A person was classified as having 'remarried' between 1971 and 1981 if two of three elements of their spouse's birth date were different in the two censuses, and if either (a) marital status in 1981 was recorded as 'remarried' or (b) an intercensal marriage date was given on any of the birth records, linked to the LS, for that person.

People with discrepant dates of birth, but for whom neither (a) nor (b) applied (i.e. those with uncertain marital histories), were excluded from the analysis, although their characteristics more closely resembled those of the continuing married than the remarried, suggesting that the date of birth discrepancies were the result of erroneous census form completion.

A further example of research concerning changing patterns in LS members' partnership status was conducted by Clarke and Joshi (1997), who looked specifically at the stability of children's family lives. This study traced whether those born to married parents were still in the same family at a subsequent point in time and paid particular attention to the degree of accuracy within the LS data with which one can assume children are still in the same family (see also Wright 1996, pp 8–11 – which gives an overview of the work by Clarke and Joshi).

6. Trends over time

The following section describes some of the changing family and household circumstances that have been observed over time, some of which have been based on research using LS data. Changes in living arrangements observed over time, such as those reported here, are useful for forming the background to specific analyses using the LS. Alternatively, the LS could be used to validate or confirm changes which have been observed over time in other datasets.

6.1 Households

- Although there has been an overall increase in the size of the population this century, the average size of a household in Great Britain has fallen sharply this century from 4.6 persons per household in 1901 to 2.8 in 1981 (Council of Europe 1984). This has been almost entirely due to the growth in the relative importance of one- and two-person households.
- There has been a virtual disappearance of domestic servants and a considerable reduction in the number of lodgers (Haskey 1996).
- The percentage of one-person households has increased sharply from approximately 5 per cent in 1911 to approximately 24 per cent in 1985 (Haskey 1987).

6.2 Fertility

6.2.1 Births outside marriage

- In the early 1970s over 90 per cent of births were within marriage (Fox and Pearce 2000).
- Marrying the father before the birth of the child in 1970 was the most frequent course of action for an unmarried woman who became pregnant; in 1980, unmarried women were more likely to have the pregnancy terminated by abortion or give birth to the child outside of marriage (Fox and Pearce 2000). During the 1980s, births outside of marriage rose from 12 per cent to 27 per cent (Fox and Pearce 2000).
- In 1993, over half of the parents of children born outside of marriage were cohabiting. The age at which women were first becoming mothers continued to be in the late 20s and women from manual occupational class backgrounds were two-and-a-half times more likely to give birth outside of marriage than women from non-manual backgrounds (Fox and Pearce 2000).
- In 1999, approximately 40 per cent of all births were outside of marriage and of these, only 7–8 per cent were registered by the mother alone: a statistic which had not changed in the 10 years prior to 1999 (Fox and Pearce 2000).
- The age at which women had a child outside of marriage fell consistently for women born from 1940 to 1952, from 23 to 18 (Fox and Pearce 2000).

6.2.2 Fertility rates

- Over the last 25 years there has been a notable decline in women having large families. This, coupled with an increase in the number of childless women, has contributed to the decline in annual fertility rates. For example, in 1999 the average family size for a woman born in 1940 was 2.36 compared to an average of 1.95 for a woman born in 1960 (Fox and Pearce 2000). The percentage of women born in 1940 who remained childless was 11 per cent compared to 21 per cent for those born in 1960.
- By the mid 1970s there had been a decline in live birth rates, a decline in women having large families, an increase in the abortion rate, and an increase in childlessness during early years of marriage (Fox and Pearce 2000).
- The total period fertility rate in 1964 was 2.9; by 1974 this had fallen to 1.9, well below 'replacement level' (Fox and Pearce 2000).

6.3 Families as co-resident groups

- There has been a decline in extended families and multi-family households: multi-family households formed 3 per cent of all households in 1961, yet account for less than 1 per cent in 1994 (Haskey 1996).
- There has been an increase in the number of one-parent families, which has had social, economic and financial implications. In 1976 approximately 10 per cent of all families with dependent children were one-parent families and around one-half of these had two or more dependent children (Fox and Pearce 2000).
- In the early 1970s the number of one-parent families headed by a father was approximately 14 per cent but this decreased to 9 per cent in the early 1980s (Fox and Pearce 2000).

- Numbers of years spent in lone motherhood exceeded that spent in lone fatherhood (and probably still does) and was larger for those beginning their childrearing in the 1970s than for those beginning in the 1960s (Rendall et al. 2001).
- The number of one-parent families has increased from approximately 600,000 in 1971 to approximately 1.6 million in 1996, and an increasing proportion of lone parents are single and divorced lone mothers (Haskey 1998).
- There has been a growth in the number of non-cohabiting lone parents with *non-dependent* children (Fox and Pearce 2000; Haskey 1996).
- Lone mothers are more likely to have come from less advantaged backgrounds than mothers with partners, and to come from lone-parent household themselves (Fox and Pearce 2000).
- Almost everyone living in Britain has either a living parent or a living child, or both. Apart from those in their 50s, approximately 75 per cent of people are members of three-generational families, and a large minority, especially of those aged 80 or over, are members of families with four living generations (Grundy, Murphy and Shelton 1999).
- There has been a sustained growth in the proportions of men and women living by themselves since World War II (Wall 1984).

6.4 Marital status

- Marriage was 'fashionable' in the 1960s. There was a growth in the number of marriages in the mid- to late-1960s that was largely the result of three factors: (1) babies born in the post-war baby boom were passing through the most marriageable ages; (2) people were marrying younger; and (3) a higher proportion of people were getting married (Fox and Pearce 2000).
- Since 1972 there has been a decline in the popularity of marriage. The tendency to marry at younger ages, given a boost by the Family Reform Act in 1970 which lowered the age of majority to 18, also started to change (Fox and Pearce 2000).
- The number of divorces doubled between 1961 and 1969 and, excluding the drop in the number of divorces in 1973 which was partly an effect of the Divorce Law Reform Act in 1971, continued to rise. Trends in remarriage have followed the trends in divorce, with an increase in the number of people remarrying from 40,000 in the early 1960s, to 60,000 in the mid 1970s (Fox and Pearce 2000).
- 70 per cent of marriages in the early 1990s were preceded by premarital cohabitation, compared to only 10 per cent in the early 1970s (Fox and Pearce 2000).
- In the early 1990s, approximately 20 per cent of unmarried women were cohabiting compared to 14 per cent in the early 1970s (Fox and Pearce 2000).
- Cohabitation appears to postpone marriage rather than replace it, so that cohabitation has probably affected the timing of individuals ceasing to live alone, rather than whether or not they marry (Haskey 1987).
- Males are tending to stay at home as a 'child' in a family for longer than women and are therefore marrying or cohabiting at later ages. They also have higher rates of re-partnering than women and are thus less likely to experience lone parenthood (Clarke and Joshi 2001).

6.5 Summary

Recent trends thus show: an overall fall in fertility; an increase in extra-marital fertility; older ages at child bearing; smaller households and family sizes; an increase in lone parenthood; an increase in cohabitation; an increase in living alone; and, a decline in extended families and multi-family households. These trends are having an impact on current living arrangements and at the beginning of the twenty-first century we see increased numbers of: stable non-marital unions including same-sex couples; 'living apart together' relationships; those choosing never married motherhood; co-parenting; and, reconstituted families built around remarriage or cohabitation. Changing patterns of marriage, divorce, cohabitation and living alone have meant that family and household structures have become more diverse and also that individuals are more likely to experience living in a greater variety of families and households during their lifetime. As Haskey (1996) acknowledges, the trend towards a variety of norms is perhaps the most significant aspect of post-war social change.

7. Conclusion

This LS User Guide has attempted to introduce the reader to the concepts of households and families, as used by the censuses since 1971, and more specifically, to the manner in which they can be researched using the ONS Longitudinal Study data. It has discussed the ways in which these concepts have been defined from census to census, the manner in which questions relating to these issues have changed from census to census and, thus, the differences between LS variables, which relate to these issues, over time. It has referred to some of the methodological and analytical issues when using LS data and reported the household and family trends observed over time, as discovered through LS and other data research. Finally, to end this guide, some of the advantages and disadvantages of using the LS dataset are discussed, followed by a brief reference to some of the other data sources which hold information on households and families; this should help researchers to choose the most appropriate dataset for their investigations.

7.1 Advantages of the LS

- It holds information on over 800,000 individuals and approximately 1.3 million co-residents, so analyses can be carried out using very large sample sizes. This is particularly important when wishing to study minority groups within the population, and/or investigating geographical variation.
- It contains longitudinal data collected over a period of more than 30 years. It is thus a dynamic dataset with complete fertility histories for a large sample of women. As with the previous point, the addition of the data from the 2001 Census will only serve to augment this.
- It contains individual-level raw data, which can be aggregated up to larger ‘packets’ of data to suit the researcher’s purpose.
- Following from the above point, it is census-compatible and thus researcher-specified derived variables can be created.
- It is a national dataset for England and Wales without geographical bias.
- It also includes information on individuals in institutions and in communal establishments.

7.2 Disadvantages of the LS

- It does not contain any marriage registration or divorce event data (however, there are data on marital status and family type at each census).
- Apart from the case of children of cohabitantes of households in 1991, it does not otherwise explicitly identify step-relations.
- It does not hold information about family or household change between censuses, except for that which can be gleaned from the event registration data.

7.3 Other sources of information on families and households

It should be noted that the LS can be used in conjunction with these datasets (eg Rendall *et al.* 2001; Davies *et al.* 1998).

7.3.1 General Household Survey (since 1971)

The General Household Survey (GHS) is conducted on a financial year basis by the Social Survey Division of the Office for National Statistics (ONS). It is a continuous survey, based on a sample of the general population resident in private, non-institutional households, constituting approximately 13,000 addresses. The Archive series begins with data for the 1971 study, and sweeps since then provide information on aspects of housing, employment, education, health and social services, health related behaviour, transport, population and social security. (See also the ONS website at: <http://www.statistics.gov.uk>)

7.3.2 Labour Force Survey (since 1973)

The Labour Force Survey (LFS) is a quarterly sample survey conducted for the ONS. It interviews people about their personal circumstances and employment, and is the largest regular household survey conducted in Britain. Each year data are collected and classified, using internationally-standard definitions, on the economic activity of some 150,000 people aged 16 or over in around 63,000 households in the UK. (See also the ONS website at: <http://www.statistics.gov.uk>)

7.3.3 British Household Panel Survey (since 1991)

The British Household Panel Survey (BHPS) is an annual survey of each adult (aged 16 or over) member of a nationally representative sample of more than 5,000 households making a total of approximately 10,000 interviews. The same individuals will be re-interviewed in successive waves, and if they split-off from original households, all adult members of their new households will be interviewed. The survey is carried out by the Institute for Social and Economic Research (incorporating the ESRC Research Centre on Micro-Social Change) at the University of Essex. The main object of the survey is to further our understanding of social and economic change at the individual and household level in Britain. It is designed as a research resource for a wide range of social science disciplines and to support interdisciplinary research in many areas. The survey is available from the ISER website at: <http://www.iser.essex.ac.uk/bhps/index.php>.

Appendix A – 1971 Census form ‘H’ for private households – questions relating to household accommodation, amenities and facilities, and relevant LS variables



1971 CENSUS – ENGLAND

H Form For Private Households

To the Head (or Acting Head) of the Household.
 Please complete this form and have it ready for collection on Monday 26th April. If you need help, do not hesitate to ask the enumerator.
 The enumerator may ask you any questions necessary to help him to complete or correct the form.
 The information you give on the form will be treated as CONFIDENTIAL and used only for compiling statistics. No information about named individuals will be passed by the Census Office to any other Government Department or any other authority or person. If anyone in the census organisation improperly discloses information you provide, he will be liable to prosecution. Similarly you must not disclose information which anyone (for example, a visitor or boarder) gives you to enable you to complete the form.
 The legal obligation to fill in the whole form rests on YOU, but each person who has to be included is required to give you the information you need. However, anyone who wishes can ask the enumerator or local Census Officer for a personal form which can be returned direct to the enumerator or local Census Officer and then you need answer only questions B1 and B5 for that person.

PLEASE TAKE NOTE
 There are penalties of up to £50 for failing to comply with the requirements described above, or for giving false information.
 When you have completed the form, please sign the declaration at the foot of the last page.

Office of Population Censuses and Surveys,
 Titchfield,
 Fareham, Hants.

MICHAEL REED
 Director and
 Registrar General

A household comprises either one person living alone or a group of persons (who may or may not be related) living at the same address with common housekeeping. Persons staying temporarily with the household are included.

To be completed by enumerator			
C.D. No.	E.D. No.	Form No.	Ref.
If sharing with another household:—			
Hall, staircase, passage, etc., shared <i>only/not only</i> * for entry to accommodation.			
*delete whichever is inapplicable.			
Number of rooms shared.			
Name and full postal address:			

Answer questions A1–A5 about your household's accommodation and amenities. Answer questions B1–B24 overleaf and if appropriate answer questions C1–C7. Tick boxes are provided answer by putting a tick in the box against the answer which applies. For example, if the answer is 'YES': YES NO

PART A

A1 How do you and your household occupy your accommodation?
 1 As an owner occupier (including those by mortgage)
 2 By renting it from a Council or New Town
 3 As an unfurnished letting from a private landlord or company or Housing Association
 4 As a furnished letting
 5 In some other way (Please give details, including whether furnished or unfurnished)

A2 Does your household share with anyone else the use of any room, or hall, passage, landing, or staircase?
 YES NO

A3 How many rooms are there in this household (excluding outhouses)?
 Do not count:
 1. Rooms less than 6ft. wide, bath, and toilets, outhouses not used for cooking, clothes, pantries and storerooms, landings, halls, lobbies or recesses, offices or shops used solely for business purposes.
 Note
 A large room divided by a sliding or fixed partition should be counted as two rooms.
 A room divided by curtains or portable screens should be counted as one room.

A4 How many cars and vans are normally available for use by you or members of your household (other than visitors)?
 Include any provided by employers if normally available for use by you or members of your household, but exclude vans used solely for the carriage of goods.
 If None, write 'NONE'.

A5 Has your household the use of the following amenities on these premises?
 a A cooker or cooking stove with an oven
 1 YES — for use only by this household
 2 YES — for use also by another household
 3 NO
 b A kitchen sink permanently connected to a water supply and a waste pipe
 1 YES — for use only by this household
 2 YES — for use also by another household
 3 NO
 c A fixed bath or shower permanently connected to a water supply and a waste pipe
 1 YES — for use only by this household
 2 YES — for use also by another household
 3 NO
 d A hot water supply (to a washbasin, or kitchen sink, or bath, or shower) from a heating appliance or boiler which is connected to a piped water supply
 1 YES — for use only by this household
 2 YES — for use also by another household
 3 NO
 e A flush toilet (W.C.) with entrance inside the building
 1 YES — for use only by this household
 2 YES — for use also by another household
 3 NO
 f A flush toilet (W.C.) with entrance outside the building
 1 YES — for use only by this household
 2 YES — for use also by another household
 3 NO


PLEASE WRITE IN INK OR BALLPOINT PEN

1

PLEASE TURN OVER TO PART B

Question	LS Variable
A1	TENURE7 'Housing tenure in 1971'
A2	DEPSHAR7 'Depth of sharing. 1971'
A3	HOSPACE7 'Household space type of LS member's household. 1971'
A4	CARS7 'Number of cars and vans available to household members. 1971'
A5	HOSPACE7 'Household space type of LS member's household. 1971'
A5 (a)	COOKER7 'Use of cooker. 1971'
A5 (b)	SINK7 'Use of sink. 1971'
A5 (c)	BATH7 'Bath or shower 1971'
A5 (d)	HOTWTR7 'Use of hot water. 1971'
A5 (e)	WCIN7 'Inside WC. 1971'
A5 (f)	WCOUT7 'Outside WC. 1971'

Appendix B – 1981 Census form ‘H’ for private households – questions relating to household accommodation, amenities and facilities, and relevant LS variables



In strict confidence
1981 Census England
H Form for Private Households

A household comprises either one person living alone or a group of persons (who may or may not be related) living at the same address with common housekeeping. Persons staying temporarily with the household are included.

To the Head or Joint Heads or members of the Household

Please complete this census form and have it ready to be collected by the census enumerator for your area. He or she will call for the form on Monday 8 April 1981 or soon after. If you are not sure how to complete any of the entries on the form, the enumerator will be glad to help you when he calls. He will also need to check that you have filled in all the entries.

This census is being held in accordance with a decision made by Parliament. The leaflet headed ‘Census 1981’ describes why it is necessary and how the information will be used. Completion of this form is compulsory under the Census Act 1920. If you refuse to complete it, or if you give false information, you may have to pay a fine of up to £50.

Your replies will be treated in STRICT CONFIDENCE. They will be used to produce statistics but your name and address will NOT be fed into the census computer. After the census, the forms will be locked away for 100 years before they are passed to the Public Record Office.

If any member of the household who is age 16 or over does not wish you or other members of the household to see his or her personal information, then please ask the enumerator for an extra form and an envelope. The enumerator will then explain how to proceed.

When you have completed the form, please sign the declaration in Panel C on the last page.

A R THATCHER
Registrar General

Office of Population Censuses and Surveys
PO Box 200 Portsmouth PO2 8HH
Telephone 0329-42511

Please answer questions H1 - H5 about your household's accommodation, check the answer in Panel A, answer questions 1-16 overleaf and Panel B on the back page. Where boxes are provided, please answer by putting a tick against the answer which applies. For example, if the answer to the marital status question is 'Single', tick box 1 thus:

1 Single

Please use ink or ballpoint pen.

To be completed by the Enumerator

Census District	Enumeration District	Form Number
Name	Address	
Postcode		

Panel A
To be completed by the Enumerator and amended, if necessary, by the person(s) signing this form.

This household's accommodation is:

- In a caravan 20
- In any other mobile or temporary structure 30
- In a purpose-built block of flats or maisonettes 12
- In any other permanent building in which the entrance from outside the building is:
 - NOT SHARED with another household 10
 - SHARED with another household 11

H1 Rooms
Please count the rooms in your household's accommodation. Do not count:
small kitchens, that is those under 2 metres (6ft 6ins) wide, bathrooms, WCs.

Number of rooms

Note
Rooms divided by curtains or portable screens count as one; those divided by a fixed or sliding partition count as two.
Rooms used solely for business, professional or trade purposes should be excluded.

H2 Tenure
How do you and your household occupy your accommodation? Please tick the appropriate box.

As an owner occupier (including purchase by mortgage):

1 of freehold property
2 of leasehold property

By renting, rent free or by licence:

3 from a local authority (council or New Town)
4 with a job, shop, farm or other business
5 from a housing association or charitable trust
6 furnished from private landlord, company or other organisation
7 unfurnished from private landlord, company or other organisation

In some cases you may:
 Please give details

Note
a If the accommodation is occupied by lease originally granted for, or since extended to, more than 21 years, tick box 2.
b If you share in the property being bought under an arrangement with a local authority, New Town corporation or housing association, for example, shared ownership (equity sharing), a co-ownership scheme, tick box 1 or 2 as appropriate.

H3 Amenities
Has your household the use of the following amenities on these premises? Please tick the appropriate boxes.

- A fixed bath or shower permanently connected to a water supply and a waste pipe
- 1 YES – for use only by this household
- 2 YES – for use also by another household
- 3 NO fixed bath or shower
- A flush toilet (WC) with entrance inside the building
- 1 YES – for use only by this household
- 2 YES – for use also by another household
- 3 NO inside flush toilet (WC)
- A flush toilet (WC) with entrance outside the building
- 1 YES – for use only by this household
- 2 YES – for use also by another household
- 3 NO outside flush toilet (WC)

H4 Please answer this question if box 11 in Panel A is ticked.
Are your rooms (not counting a bathroom or WC) enclosed behind your own front door inside the building?
1 YES 2 NO

If your household has only one room (not including a bathroom or WC) please answer 'YES'.

H5 Cars and vans
Please tick the appropriate box to indicate the number of cars and vans normally available for use by you or members of your household (other than visitors).

0 None Include any car or van provided by employers if normally available for use by you or members of your household but exclude vans used solely for the carriage of goods.
1 One
2 Two
3 Three or more

PLEASE TURN OVER →

Question	LS Variable
Panel A	BUTY8 'Building type. 1981' ACCESS8 'Shared access indicator. 1981'
H1	ROOMS8 'Number of rooms in LS member's household. 1981' DENSJD8 'De jure density. 1981'
H2	TENURE8 'Housing tenure in 1981'
H3-	BATH8 'Bath. 1981' WCIN8 'Inside WC. 1981' WCOUT8 'Outside WC. 1981'
H4	SHAR8 'Shared accommodation indicator. 1981'
H5	CARS8 'Number of cars and vans available. 1981'

32

Appendix C – 1991 Census form ‘H’ for private households – questions relating to household accommodation, amenities and facilities, and relevant LS variables

To be completed by the Enumerator

Census District Enumeration District Form Number

Name

Address

Postcode ABS

H1 Rooms

Please count the number of rooms your household has for its own use.

Do not count: small kitchens, under 2 metres (6 feet 6 inches) wide
bathrooms
toilets

Do count: living rooms
bedrooms
kitchens at least 2 metres (6 feet 6 inches) wide
all other rooms in your accommodation

The total number of rooms is

Panel A
To be completed by the Enumerator and amended, if necessary, by the person(s) signing this form.

Tick one box to show the type of accommodation which this household occupies.

A caravan or other mobile or temporary structure 1

A whole house or bungalow that is

- detached 2
- semi-detached 3
- terraced (include end of terrace) 4

The whole of a purpose built flat or maisonette

- in a commercial building (for example in an office building or hotel or over a shop) 5
- in a block of flats or tenement 6

Part of a converted or shared house, bungalow or flat

- separate entrance into the building 7
- shared entrance into the building 8

H2 Accommodation
If box 7 or box 8 in Panel A is ticked, tick one box below to show the type of accommodation which your household occupies.

A one roomed flatlet
with private bath or shower, WC and kitchen facilities. 1

One room or bedsit, not self-contained
(to move from your room to bathroom, WC or kitchen facilities you have to use a hall, landing or stairway open to other household(s)). 2

A self-contained flat or accommodation with 2 or more rooms,
having bath or shower, WC and kitchen facilities all behind its own private door. 3

2 or more rooms, not self-contained
(to move between rooms or to bathroom, WC or kitchen facilities you have to use a hall, landing or stairway open to other household(s)). 4

Please turn to the back page and answer questions H3 to H5 ►

H3 Tenure

Please tick the box which best describes how you and your household occupy your accommodation.

If buying by stages from a Council, Housing Association or New Town (under shared ownership, co-ownership or equity sharing scheme), answer as an owner-occupier at box 1.

As an owner-occupier:

- buying the property through mortgage or loan 1
- owning the property outright (no loan) 2

By renting, rent free or by lease:

- with a job, farm, shop or other business 3
- from a local authority (Council) 4
- from a New Town Development Corporation (or Commission) or from a Housing Action Trust 5
- from a housing association or charitable trust 6

If your accommodation is occupied by lease originally granted for, or extended to, more than 21 years, answer as an owner-occupier. For shorter leases, answer 'By renting'.

- from a private landlord, furnished 7
- from a private landlord, unfurnished 8

A private landlord may be a person or a company or another organisation not mentioned at 3, 4, 5 or 6 above.

In some other way:
-please give details below

H4 Amenities

Does your household — that is, you and any people who usually live here with you — have the use of:

a A bath or shower?

- Yes — for use only by this household** 1
- Yes — for use also by another household** 2
- No — no bath or shower available** 3

b A flush toilet (WC) with entrance inside the building?

- Yes — for use only by this household** 0
- Yes — for use also by another household** 1
- No — flush toilet with outside entrance only** 2
- No — no flush toilet indoors or outdoors** 3

c Central heating in living rooms and bedrooms (including night storage heaters, warm air or under-floor heating), whether actually used or not?

- Yes — all living rooms and bedrooms centrally heated** 1
- Yes — some (not all) living rooms and bedrooms centrally heated** 2
- No — no living rooms or bedrooms centrally heated** 3

H5 Cars and vans

Please tick the appropriate box to indicate the number of cars and vans normally available for use by you or members of your household (other than visitors).

Include any car or van provided by employers if normally available for use by you or members of your household, but **exclude** vans used only for carrying goods.

- None 0
- One 1
- Two 2
- Three or more 3

◀ Please turn to the first inside page

Question	LS Variable
Panel A	BLDTYPE9 'Building type. 1991' HHSPATY9 'Household space type. 1991' HTYPOCC9 'Occupation type (of household space). 1991' MTOCCSP9 'Type of household space (in multi-occupied building). 1991' DJDWPP9 'Occupancy composition of dwelling. 1991' DWLSHAR9 'Type of dwelling. 1991' BLDNUM9 'Building number. 1991' (Number assigned to buildings containing more than one household.)
H1	ROOMS9 'Actual number of rooms in household. 1991' DENSJ9 'Number of usually resident persons per room in household. 1991'
H2	TYPACCM9 'Type of accommodation. 1991' MTOCCSP9 'Type of household space (in multi-occupied building). 1991' DJDWPP9 'Occupancy composition of dwelling. 1991' HHSPATYP9 'Household space type. 1991' HTYPOCC9 'Occupation type (of household space). 1991'
H3	TENURE9 'Tenure. 1991' DJDWPP9 'Occupancy composition of dwelling. 1991' HTYPOCC9 'Occupation type (of household space). 1991'
H4	AMENCOM9 'Amenities in combination in household. 1991' MTOCCSP9 'Type of household space (in multi-occupied building). 1991'
H4 (a)	BATHSHW9 'Use of fixed bath or shower. 1991'
H4 (b)	WC9 'Use of WC. 1991'
H4 (c)	CENHEAT9 'Central heating. 1991'
H5	CARS9 'Cars and vans. 1991'

Appendix D – 2001 Census form H1 for private households (England) – questions relating to household accommodation, amenities and facilities

H1 What type of accommodation does your household occupy?

A whole house or bungalow that is:

- Detached
 Semi-detached
 Terraced (including end-terrace)

A flat, maisonette, or apartment that is:

- In a purpose built block of flats or tenement
 Part of a converted or shared house (includes bed-sits)
 In a commercial building (for example, in an office building, or hotel, or over a shop)

Mobile of temporary structure:

- A caravan or other mobile or temporary structure

H2 Is your household's accommodation self-contained?

This means that *all* the rooms including the kitchen, bathroom and toilet are behind a door that only your household can use.

- Yes, all the rooms are behind a door that only our household can use
 No

H3 How many rooms do you have for use only by your household?

Do not count bathrooms, toilets, halls or landings, or rooms that can only be used for storage such as cupboards.

Do count all other rooms, for example kitchens, living rooms, bedrooms, utility rooms and studies.

If two rooms have been converted into one, count them as one room.

Number of rooms

H4 Do you have a bath/shower *and* toilet for use only by your household?

- Yes
 No

H5 What is the lowest floor level of your household's living accommodation?

- Basement or semi-basement
 Ground floor (street level)
 First floor (floor above street level)
 Second floor
 Third or fourth floor
 Fifth floor or higher

H6 Does your accommodation have central heating?

If you have central heating available, ✓ 'Yes' whether or not you use it.

Central heating includes:

- gas, oil or solid fuel central heating
- night storage heaters
- warm air heating
- underfloor heating

- Yes, in some or all rooms
 No

H7 How many cars or vans are owned, or available for use, by one or more members of your household?

Include any company car or van if available for private use.

- None
 One
 Two
 Three
 Four or more, *please write in number*
- | | |
|--|--|
| | |
|--|--|

H8 Does your household own or rent the accommodation?

✓ *one box only.*

- Owns outright → Go to H10
 Owns with a mortgage or loan → Go to H10
 Pays part rent and part mortgage (shared ownership) → Go to H10
 Rents → Go to H9
 Lives here rent free → Go to H9

H9 Who is your landlord?

- Council (Local Authority)
 Housing Association, Housing Cooperative, Charitable Trust, Registered Social Landlord
 Private landlord or letting agency
 Employer of a household member
 Relative or friend of household member
 Other

Appendix E – Frequency counts for LS members from some of the household and family variables within the LS from the 1971 Census

Sex	Frequency	Per cent
Male	257,841	48.7
Female	272,061	51.3
Total	529,902	100.0

Source: LS Variable 'SEX'

Resident/ Visitor Indicator	Frequency	Per cent
Resident	524,763	99.0
Visitor to household	5,139	1.0
Total	529,902	100.0

Source: LS Variable 'VISIND7'

Age of LS member	Frequency	Per cent
0–10 years	93,653	17.7
11–20 years	74,546	14.1
21–30 years	73,876	13.9
31–40 years	62,761	11.8
41–50 years	68,010	12.8
51–60 years	63,534	12.0
61–70 years	54,557	10.3
71–80 years	29,115	5.5
81–90 years	9,093	1.7
91–100 years	745	0.1
101 years plus	12	0.0
Total	529,902	100.0

Source: LS Variable 'AGE7'

Social class	Frequency	Per cent
I: Professional	9,678	1.8
II: Intermediate	47,364	8.9
IIIN: Skilled Non-manual	56,406	10.6
IIIM: Skilled Manual	75,801	14.3
IV: Partly Skilled	56,420	10.6
V: Unskilled	21,798	4.1
Armed Forces	2,391	0.5
Inadequately described	32,317	6.1
Student; permanently sick; housewife; those of independent means	106,342	20.1
Not applicable	121,385	22.9
Total	529,902	100.0

Source: LS Variable 'SOC57'

Housing tenure	Frequency	Per cent
Not stated	366	0.1
Owner occupied	265,399	50.1
Rented from a Council or New Town	156,821	29.6
Rented unfurnished from a private landlord or Housing Association	75,549	14.3
Rented furnished	17,866	3.4
Enumerated in a non-private establishment	13,901	2.6
Total	529,902	100.0

Source: LS Variable 'TENURE7'

Number of persons usually resident in LS member's household	Frequency	Per cent
0	816	0.2
1	32,702	6.2
2	114,723	21.6
3	101,424	19.1
4	122,064	23.0
5	73,857	13.9
6	37,168	7.0
7	16,577	3.1
8	8,237	1.6
9	4,209	0.8
10	2,136	0.4
11	1,093	0.2
12	549	0.1
13	204	0.0
14	125	0.0
15	55	0.0
16	34	0.0
17	15	0.0
18	6	0.0
19	5	0.0
20	2	0.0
22	1	0.0
Person in a communal establishment	13,900	2.6
Total	529,902	100.0

Source: LS Variable 'JURE7'

Relationship of LS member to head of household	Frequency	Per cent
Head	174,569	32.9
Spouse	121,837	23.0
Child	171,902	32.4
Daughter/son-in-law	1,992	0.4
Parent or parent-in-law	4,141	0.8
Sibling	5,117	1.0
Sister/brother-in-law	242	0.0
Grandchild	4,187	0.8
Nephew/Niece	268	0.1
Other relative	1,647	0.3
Resident domestic servant and family	307	0.1
Other unrelated	8,731	1.6
Visitor to private household	5,139	1.0
In a communal establishment	13,901	2.6
Unknown (not traced to NHSCR)*	15,448*	2.9*
Unknown	474	0.1
Total	529,902	100.0

Source: LS Variable 'HRC7B7'

* By carrying out a cross-tabulation of this group of people, with LS variable MHUPOS7, it is found that:

311 are visitors to a private household;
 4,884 are unmarried individuals;
 2,575 are husbands in a married couple with no dependent children;
 5,026 are wives in a married couple with no dependent children; and
 2,652 are dependent children.

* When this group of people is cross-tabulated with LS variable FAMSTAT7, it is found that:

311 are visitors to a private household;
 4,255 are one of a married couple with dependent children;
 3,346 are one of a married couple without dependent children;
 350 are lone parents with dependent children;
 193 are lone parents without dependent children;
 2,709 are dependent children in a family;
 970 are other children in a family;
 1,010 are individuals not in a family in a family household;
 1,237 are individuals not in a family in a one-person household (i.e. thus head of household); and
 1,067 are individuals not in a family in other non-family household.

Relationship of head of LS member's family to head of household	Frequency	Per cent
Child	9,849	1.9
Grandchild	158	0.0
Parent	4,469	0.8
Grandparent	36	0.0
(Grand)parent-in-law of head's descendant	9	0.0
Sibling	5,841	1.1
Other relative	1,751	0.3
Unrelated	9,897	1.9
Resident domestic servant	359	0.1
Visitor	5,463	1.0
Head	478,169	90.2
In a communal establishment	13,901	2.6
Total	529,902	100.0

Source: LS Variable 'RELAT7'

Marital status	Frequency	Per cent
Single	214,595	40.5
Married	273,121	51.5
Widowed	36,995	7.0
Divorced	5,191	1.0
Total	529,902	100.0

Source: LS Variable 'MARCON7'

Revised marital status	Frequency	Per cent
Single (MARCON7=single and SPCIND7=no spouse or cohabitant present)	3,077	0.6
Single (MARCON7=single)	211,518	39.9
Married (MARCON7=single, SPCIND7=spouse present, MTYR4=1001, 1000 or spaces)	246,598	46.5
Married (MARCON7=married, SPCIND7=cohabitant present, MTYR4=1000, 1001 or spaces)	1,658	0.3
Married (MARCON7=married, SPCIND7=no spouse or cohabitant present, MTYR4=1001,1000 or spaces)	19,476	3.7
Married (MARCON7=married, SPCIND7=spouse present, MTYR4= 1872-1971)	4,508	0.9
Married (MARCON7=married, SPCIND7=cohabitant present, MTYR4=1872-1971)	43	0.0
Married (MARCON7=married, SPCIND7=space, MTYR4=1872-1971)	838	0.2
Divorced (MARCON7=divorced, SPCIND7=cohabitant present)	878	0.2
Divorced (MARCON7=divorced)	4,313	0.8
Widowed (MARCON7=widowed, SPCIND7=cohabitant present)	1,763	0.3
Widowed (MARCON7=widowed)	35,232	6.6
Total	529,902	100.0

Source: LS Variable 'REVMST7'

Household type	Frequency	Per cent
No family: one person	32,699	6.2
No family: two or more persons		
all related in direct descent, no other(s)	1,394	0.3
some related in direct descent with other relative(s) only	69	0.0
some related in direct descent with other relative(s) and unrelated person(s)	17	0.0
some related in direct descent with unrelated person(s) only	162	0.0
all related but none in direct descent	6,482	1.2
some related (none in direct descent) with unrelated person(s)	525	0.1
all unrelated person(s)	8,078	1.5
One family: married couple, no child(ren), no other(s)	90,354	17.1
One family: married couple, no child(ren), with others		
with lone ancestor(s), no other(s)	4,290	0.8
with lone ancestor(s) and other relative(s) only	164	0.0
with lone ancestor(s), other relative(s) and unrelated person(s)	8	0.0
with lone ancestor(s) and unrelated person(s) only	96	0.0
with other relative(s) only (i.e. no lone ancestor(s))	4,351	0.8
with other relative(s) and unrelated person(s)	215	0.0
with unrelated person(s) only	2,189	0.4
One family: married couple with child(ren), no others	289,372	54.6
One family: married couple with child(ren), with other(s)		
with lone ancestor(s), no others	12,940	2.4
with lone ancestor(s), and other relative(s) only	349	0.1
with lone ancestor(s), other relative(s) and unrelated persons	20	0.0
with lone ancestor(s) and unrelated person(s) only	241	0.0
with other relative(s) only (i.e. no lone ancestor(s))	6,817	1.3
with other relative(s) and unrelated persons	424	0.1
with unrelated person(s) only	5,427	1.0
One family: lone parent with child(ren), no other(s)	24,801	4.7
One family: lone parent with child(ren), with other(s)		
with lone ancestor(s), no other(s)	1,599	0.3
with lone ancestor(s), other relative(s) only	80	0.0
with lone ancestor(s), other relative(s) and unrelated person(s)	2	0.0
with lone ancestor(s) and unrelated person(s) only	107	0.0
with other relative(s) only (i.e. no lone ancestor(s))	1,721	0.3
with other relative(s) and unrelated person(s)	234	0.0
with unrelated person(s) only	4,807	0.9
Two families: direct descent		
no child(ren) of second generation, no other(s)	2,806	0.5
no child(ren) of second generation, lone ancestor(s) with or without other(s)	142	0.0
no child(ren) of second generation, with other(s) but no lone ancestor(s)	248	0.0
with child(ren) of second generation, no other(s)	7,535	1.4
with child(ren) of second generation, with lone ancestor(s) with or without other(s)	177	0.0
with child(ren) of second generation, with other(s) but no lone ancestor(s)	703	0.1
Two families: not direct descent		
no child(ren), no other(s)	136	0.0
no child(ren), lone ancestor(s) with or without other(s)	18	0.0
no child(ren) with other(s) but no lone ancestor(s)	52	0.0
with child(ren) no other(s)	2,029	0.4
with child(ren), with lone ancestor(s) with or without other(s)	180	0.0
with child(ren), with other(s) but no lone ancestor(s)	595	0.1

continued

Household type (continued)	Frequency	Per cent
Three or more families: all direct descent		
no child(ren) of second or younger generation, no other(s)	38	0.0
no child(ren) of second or younger generation, lone ancestor(s) with or without other(s)	4	0.0
no child(ren) of second or younger generation, with other(s) but no lone ancestor(s)	3	0.0
with child(ren), no other(s)	206	0.0
with child(ren), lone ancestor(s) with or without other(s)	4	0.0
with child(ren), with other(s) but no lone ancestor(s)	61	0.0
Three or more families: not all direct descent		
no child(ren), with lone ancestor(s) with or without other(s)	1	0.0
with child(ren), with lone ancestor(s), with or without other(s)	16	0.0
no child, no other(s)	3	0.0
no child, with other(s) but no lone ancestor(s)	4	0.0
with child(ren) no other(s)	121	0.0
with child(ren), with other(s) but no lone ancestor(s)	71	0.0
No persons de jure	815	0.2
Person not in private household	13,900	2.6
Total	529,902	100.0

Source: LS Variable 'HOTYPE7'

Family status	Frequency	Per cent
One of a married couple with dependent children	126,604	23.9
One of a married couple without dependent children	132,286	25.0
Lone parent with dependent children	6,145	1.2
Lone parent without dependent children	7,817	1.5
Dependent child in family	133,228	25.1
Other child in family	43,838	8.3
Person not in family in family household	12,335	2.3
Person not in family in one person household	31,852	6.0
Person not in family in other non-family household	16,434	3.1
Person enumerated in a communal establishment	8,565	1.6
Visitor to a private household	10,798	2.0
Total	529,902	100.0

Source: LS Variable 'FAMSTAT7'

Minimal Household Unit type	Frequency	Per cent
Person in a communal establishment: MHU Type 0	8,565	1.6
Unmarried individuals (single, widowed, separated and divorced): MHU Type 1	114,024	21.5
One-parent families with dependent children: MHU Type 2	15,415	2.9
Married couples with no dependent children: MHU Type 3	138,780	26.2
Married couples with dependent children: MHU Type 4	242,320	45.7
Visitor in a private household: MHU Type 5	5,463	1.0
Visitor in a communal establishment: MHU Type 6	5,335	1.0
Total	529,902	100.0

Source: LS Variable 'MHUTYP7'

Position of LS member within minimal household unit	Frequency	Per cent
Person in a communal establishment	8,565	1.6
Person in MHU Type 1	114,024	21.5
Lone mother in MHU Type 2	4,558	0.9
Lone father in MHU Type 2	1,050	0.2
Dependent child with lone mother in MHU Type 2	8,123	1.5
Dependent child with lone father in MHU Type 2	1,684	0.3
Husband in MHU Type 3	68,360	12.9
Wife in MHU Type 3	70,420	13.3
Husband in MHU Type 4	60,573	11.4
Wife in MHU Type 4	59,537	11.2
Dependent child in MHU Type 4	122,210	23.1
Visitor in a private household	5,463	1.0
Visitor in a communal establishment	5,335	1.0
Total	529,902	100.0

Source: LS Variable 'MHUPOS'

Combinations of minimal household units	Frequency	Per cent
One MHU in household:		
Communal establishment	13,900	2.6
One-person households: MHU Type 1	32,699	6.2
One-parent family with dependent children and no others: MHU Type 2	7,479	1.4
Married couple with no dependent children and no others: MHU Type 3	90,354	17.1
Married couple with dependent children and no others: MHU Type 4	189,458	35.8
Households with more than one MHU:		
No-family households: two or more MHU Type 1s	16,727	3.2
Households with more than one MHU: One family		
One-parent family with dependent children and non-dependent children and no others: MHU Type 2 plus one or more MHU Type 1s in the same family	4,008	0.8
One-parent family with dependent children and others: MHU Type 2 plus one or more MHU Type 1s not in the same family	4,717	0.9
One parent family with dependent children and non-dependent children and others: MHU Type 2 plus one or more MHU Type 1s in the same family, plus one or more MHU Type 1s not in the same family	1,264	0.2
One-parent family with non-dependent children only and no others: two or more MHU Type 1s in the same family	13,314	2.5
One parent family with non-dependent children and others: two or more MHU Type 1s in the same family, plus one or more MHU Type 1s not in the same family	2,569	0.5
Married couple family with non-dependent children only: MHU Type 3 plus one or more MHU Type 1s in the same family	48,212	9.1
Married couple family with no children and others: MHU Type 3 plus one or more MHU Type 1s not in the same family	11,313	2.1
Married couple family with non-dependent children and others: MHU Type 3 plus one or more MHU Type 1s in the same family, plus one or more MHU Type 1s not in the same family.	5,208	1.0
Married couple family with dependent children plus non-dependent children and no others: MHU Type 4 plus one or more MHU Type 1s in the same family	51,702	9.8
Married couple family with dependent children and others: MHU Type 4 plus one or more MHU Type 1s not in the same family	16,205	3.1
Married couple family with dependent children plus non-dependent children and others: MHU Type 4 plus one or more MHU Type 1s in the same family, plus one or more MHU Type 1s not in the same family	4,805	0.9
Households with more than one MHU: Two or more families		
Complex households	15,153	2.9
Household with no residents	815	0.2
Total	529,902	100.0

Source: LS Variable 'MHUCOM'

Appendix F – Frequency counts for LS members from some of the household and family variables within the LS from the 1981 Census

Sex	Frequency	Per cent
Male	260,992	48.7
Female	275,158	51.3
Total	536,150	100.0

Source: LS Variable 'SEX'

Whereabouts on census night	Frequency	Per cent
At this address	520,026	97.0
Elsewhere within Great Britain	1,705	0.3
Outside Great Britain	2,355	0.4
In a communal establishment	12,064	2.3
Total	536,150	100.0

Source: LS Variable 'WERABOUB'

Usual address indicator	Frequency	Per cent
This address	525,360	98.0
Elsewhere in Great Britain or Northern Ireland	10,781	2.0
Total	536,141	100.0
Unknown	9	0.0
Total	536,150	100.0

Source: LS Variable 'URESIND8'

Age of LS member	Frequency	Per cent
0–10 years	75,432	14.1
11–20 years	85,877	16.0
21–30 years	76,171	4.2
31–40 years	73,585	13.7
41–50 years	61,176	11.4
51–60 years	63,257	11.8
61–70 years	52,972	9.9
71–80 years	35,614	6.6
81–90 years	10,898	2.0
91–100 years	1,134	0.2
101 years and over	25	0.0
Unknown	9	0.0
Total	536,150	100.0

Source: LS Variable 'AGE8'

Social class	Frequency	Per cent
I: Professional	10,748	2.0
II: Intermediate	61,171	11.4
IIIN: Skilled Non-manual	62,267	11.6
IIIM: Skilled Manual	71,233	13.3
IV: Partly Skilled	54,892	10.2
V: Unskilled	19,152	3.6
Armed Forces	2,847	0.5
Inadequately described	24,509	4.6
Student; permanently sick or disabled; housewife	111,392	20.8
Not applicable or unknown	117,939	22.0
Total	536,150	100.0

Source: LS Variable 'SOC8'

Housing tenure	Frequency	Per cent
Owner occupied: freehold	276,493	51.6
Owner occupied: leasehold	42,999	8.0
Renting: from Local Authority	147,998	27.6
Renting: with a job	13,351	2.5
Renting: from a Housing Association	8,524	1.6
Other rented: furnished	11,470	2.1
Other rented: unfurnished	23,251	4.3
Communal establishment	12,064	2.3
Total	536,150	100.0

Source: LS Variable 'TENURE8'

Number of persons usually resident in household	Frequency	Per cent
1	42,553	7.9
2	124,275	23.2
3	98,817	18.4
4	139,161	26.0
5	70,494	13.1
6	29,515	5.5
7	9,905	1.8
8	4,437	0.8
9	1,957	0.4
10	944	0.2
11	490	0.1
12	245	0.0
13	102	0.0
14	81	0.0
15	42	0.0
16	23	0.0
17	17	0.0
18	13	0.0
19	2	0.0
20	4	0.0
21	2	0.0
23	1	0.0
24	2	0.0
Unknown	1,004	0.2
Communal establishment	12,064	2.3
Total	536,150	100.0

Source: LS Variable 'DJHO8'

Relationship of LS member to head of household	Frequency	Per cent
Head	193,107	36.0
Spouse	125,224	23.4
Son or daughter	173,005	32.3
Son-in-law or daughter-in-law	1,508	0.3
Mother or father	2,645	0.5
Mother-in-law or father-in-law	2,367	0.4
Brother or sister	3,761	0.7
Brother-in-law or sister-in-law	1,362	0.3
Grandchild	3,431	0.6
Nephew or niece	958	0.2
Other relative	1,393	0.3
Resident domestic servant and family	230	0.0
Boarder	1,507	0.3
<i>De facto</i> spouse	3,176	0.6
Joint head	49	0.0
Other unrelated	10,363	1.9
Person in communal establishment	12,064	2.3
Total	536,150	100.0

Source: LS Variable 'HRC8'

Marital status	Frequency	Per cent
Single	214,667	40.0
Married (first marriage)	235,274	43.9
Remarried	22,946	4.3
Divorced	15,033	2.8
Widowed	38,555	7.2
Married (first marriage) with no usually resident spouse on census form	8,735	1.6
Remarried, with no usually resident spouse on census form	931	0.2
Unknown	9	0.0
Total	536,150	100.0

Source: LS Variable 'MARST8'

Revised marital status	Frequency	Per cent
Single		
usually resident in a private household containing another person usually resident in household and <i>de facto</i> spouse of LS member	3,169	0.6
usually resident in a private household containing another person usually resident and joint head, of opposite sex to LS member, aged 16 plus in a household with only two persons aged 16 plus	37	0.0
usually resident in a private household containing another person usually resident (unrelated, of opposite sex to LS member, aged 16 plus in a household with only two persons aged 16 plus)	1,041	0.2
all others	210,419	39.2
Married: first marriage	235,273	43.9
Separated following first marriage		
usually resident in a private household containing another person usually resident and <i>de facto</i> spouse	883	0.2
usually resident in a private household containing another person usually resident and joint head	2	0.0
usually resident in a private household containing another person usually resident (unrelated, of opposite sex to LS member, aged 16 plus, in a household with only two persons aged 16 plus)	291	0.1
all others	7,559	1.4
Divorced		
usually resident in a private household containing another person usually resident and <i>de facto</i> spouse	1,932	0.4
usually resident in a private household containing another person usually resident and joint head	14	0.0
usually resident in a private household containing another person usually resident (unrelated, of opposite sex to LS member, aged 16 plus, in a household with only two persons aged 16 plus)	668	0.1
all others	12,419	2.3
Remarried	22,946	4.3
Separated following remarriage:		
usually resident in a private household containing another person usually resident and <i>de facto</i> spouse	110	0.0
usually resident in a private household containing another person usually resident and joint head	1	0.0
usually resident in a private household containing another person usually resident (unrelated, of opposite sex to LS member, aged 16 plus, in a household with only two persons aged 16 plus)	27	0.0
all others	793	0.1
Widowed		
usually resident in a private household containing another person usually resident and <i>de facto</i> spouse	198	0.0
usually resident in a private household containing another person usually resident and joint head	3	0.0
usually resident in a private household containing another person usually resident (unrelated, of opposite sex to LS member aged 16 plus, in a household with only two persons aged 16 plus)	303	0.1
all others	38,051	7.1
Unknown	11	0.0
Total	536,150	100.0

Source: LS Variable 'REVMST8'

De facto spouse indicator	Frequency	Per cent
No <i>de facto</i> spouse in household, or, <i>de facto</i> spouse is present and LS member is not household head or <i>de facto</i> spouse or child of household head or child of <i>de facto</i> spouse	513,597	95.8
LS member is head of household and a lone father, or, LS member is the child of male head of household and <i>de facto</i> spouse appears as wife/mother	2,356	0.4
LS member is head of household, male and not in a family and <i>de facto</i> spouse appears as wife/mother and LS member appears as head of family	1,557	0.3
LS member is head of household and a lone mother, or, LS member is the child of female head of household and the <i>de facto</i> spouse appears as head of family	1,477	0.3
LS member is head of household, female and not in a family and the <i>de facto</i> spouse appears as head of family and LS member appears as wife/mother	382	0.1
LS member is the <i>de facto</i> spouse and a lone father, or, LS member is the child of male <i>de facto</i> spouse and household head appears as wife/mother	42	0.0
LS member is <i>de facto</i> spouse, male and not in a family and the <i>de facto</i> spouse appears as head of family and household head appears as wife/mother	867	0.2
LS member is <i>de facto</i> spouse and a lone mother, or, LS member is child of female <i>de facto</i> spouse and household head appears as head of family	858	0.2
LS member is <i>de facto</i> spouse, female and not in a family and <i>de facto</i> spouse appears as wife/mother and household head appears as head of family	1,946	0.4
LS member is in a communal establishment	13,068	2.4
Total	536,150	100.0

Source: LS Variable 'DFACTSP8'

Household and family type	Frequency	Per cent
Households with no family		
One person	42,751	8.0
Two or more persons	20,287	3.8
Households with one family: married couple only		
No children, without others	94,232	17.6
No children, with others	8,464	1.6
Households with one family: married couple with children, no others		
All dependent children and aged under 19	178,863	33.4
All non-dependent children	48,213	9.0
Dependent children aged under 19 with non-dependent children	51,668	9.6
Households with one family: married couple with children, with others		
All dependent children and aged under 19	11,569	2.2
All non-dependent children	4,690	0.9
Dependent children aged under 19 with non-dependent children	4,446	0.8
Households with one family: lone-parent family, without others		
All dependent children and aged under 19	13,155	2.5
All non-dependent children	13,483	2.5
Dependent children aged under 19 with non-dependent children	6,022	1.1
Households with one family: lone-parent family, with others		
All dependent children and aged under 19	9,050	1.7
All non-dependent children	3,185	0.6
Dependent children aged under 19 with non-dependent children	2,521	0.5
Households with two or more families:		
All dependent children and aged under 19, with or without others	5,245	1.0
All non-dependent children, with or without others	930	0.2
Dependent children aged under 19 with non-dependent children, with or without others	3,506	0.7
No children, with or without others	802	0.1
Not applicable (communal establishment or private household with no usually resident members)	13,068	2.4
Total	536,150	100.0

Source: LS Variable 'HOFAMTY8'

Position of LS member in household	Frequency	Per cent
Not in family, head of household	51,939	9.7
Not in family, other	26,888	5.0
Mother in one-parent family, head of family, wife/mother, head of household	11,736	2.2
Mother in one-parent family, head of household	1,608	0.3
Father in one-parent family, head of family, head of household	3,634	0.7
Father in one-parent family, head of family, other	322	0.1
Wife in married couple, wife/mother, head of household	2,965	0.6
Wife in married couple, wife/mother, other	124,270	23.2
Husband in married couple, head of family, head of household	121,496	22.7
Husband in married couple, head of family, other	4,845	0.9
Child in married couple family, not head of household	145,388	27.1
Child in family with lone mother, not head of household	21,152	3.9
Child in family with lone father, not head of household	6,114	1.1
Child in married couple family, head of household	110	0.0
Child in family with lone mother, head of household	543	0.1
Child in family with lone father, head of household	72	0.0
Communal establishment	13,068	2.4
Total	536,150	100.0

Source: LS Variable 'LSPRIND8'

Family type of LS member's family	Frequency	Per cent
Married couple family	399,074	74.4
Lone-parent family: male head	10,142	1.9
Lone-parent family: female head	35,036	6.5
Not applicable: communal establishment; LS member not in a family	91,898	17.1
Total	536,150	100.0

Source: LS Variable 'FFHTYPE8'

Minimal household unit type	Frequency	Per cent
Person in a communal establishment: MHU Type 0	7,748	1.4
Unmarried individuals (single, widowed, separated and divorced):		
MHU Type 1	128,391	23.9
One-parent families with dependent children: MHU Type 2	26,352	4.9
Married couples with no dependent children: MHU Type 3	132,486	24.7
Married couples with dependent children: MHU Type 4	230,381	43.0
Visitor in a private household: MHU Type 5	6,474	1.2
Visitor in a communal establishment: MHU Type 6	4,307	0.8
Unknown	11	0.0
Total	536,150	100.0

Source: LS Variable 'MHUTYP8'

Position of LS member within minimal household unit	Frequency	Per cent
Person in a communal establishment	7,748	1.4
Person in MHU Type 1	128,391	23.9
Lone mother in MHU Type 2	7,733	1.4
Lone father in MHU Type 2	2,360	0.4
Dependent child with lone mother in MHU Type 2	12,693	2.4
Dependent child with lone father in MHU Type 2	3,566	0.7
Husband in MHU Type 3	65,697	12.3
Wife in MHU Type 3	66,789	12.5
Husband in MHU Type 4	60,644	11.3
Wife in MHU Type 4	60,445	11.3
Dependent child in MHU Type 4	109,243	20.4
Visitor in a private household	6,474	1.2
Visitor in a communal establishment	4,307	0.8
Unknown	60	0.0
Total	536,150	100.0

Source: LS Variable 'MHUPOS8'

Combination of minimal household units within household	Frequency	Per cent
One MHU in household:		
Communal establishment	12,055	2.2
One-person households: MHU Type 1	42,751	8.0
One-parent family with dependent children and no others: MHU Type 2	13,155	2.5
Married couple with no dependent children and no others: MHU Type 3	94,232	17.6
Married couple with dependent children and no others: MHU Type 4	178,863	33.4
Households with more than one MHU:		
No-family households: two or more MHU Type 1s	20,287	3.8
Households with more than one MHU: One family		
One-parent family with dependent children and non-dependent children and no others: MHU Type 2 plus one or more MHU Type 1s in the same family	6,022	1.1
One-parent family with dependent children and others: MHU Type 2 plus one or more MHU Type 1s not in the family	9,050	1.7
One parent family with dependent children and non-dependent children and others: MHU Type 2 plus one or more MHU Type 1s in the same family, plus one or more MHU Type 1s not in the family	2,521	0.5
One-parent family with non-dependent children only and no others: two or more MHU Type 1s in the family	13,483	2.5
One parent family with non-dependent children and others: two or more MHU Type 1s in the same family, plus one or more MHU Type 1s not in the family	3,185	0.6
Married couple family with non-dependent children only: MHU Type 3 plus one or more MHU Type 1s in the family	48,213	9.0
Married couple family with no children and others: MHU Type 3 plus one or more MHU Type 1s not in the family	8,464	1.6
Married couple family with non-dependent children and others: MHU Type 3 plus one or more MHU Type 1s in the same family, plus one or more MHU Type 1s not in the family	4,690	0.9
Married couple family with dependent children plus non-dependent children and no others: MHU Type 4 plus one or more MHU Type 1s in the same family	51,668	9.6
Married couple family with dependent children and others: MHU Type 4 plus one or more MHU Type 1s not in the same family	11,568	2.2
Married couple family with dependent children plus non-dependent children and others: MHU Type 4 plus one or more MHU Type 1s in the same family, plus one or more MHU Type 1s not in the same family	4,446	0.8
Households with more than one MHU: Two or more families		
Complex households	10,482	2.0
Household with no residents	1,004	0.2
Unknown	11	0.0
Total	536,150	100.0

Source: LS Variable 'MHUCOM8'

Appendix G – Frequency counts for LS members from some of the household and family variables within the LS from the 1991 Census

Sex	Frequency	Per cent
Male	258,585	48.4
Female	275,814	51.6
Total	534,399	100.0

Source: LS Variable 'SEX'

Whereabouts on census night	Frequency	Per cent
This address	524,310	98.1
Elsewhere: within Great Britain	5,451	1.0
Outside Great Britain	4,638	0.9
Total	534,399	100.0

Source: LS Variable 'WERABOU9'

Usual residence indicator	Frequency	Per cent
At this address	529,721	99.1
Elsewhere: within Great Britain	4,671	0.9
Elsewhere: unknown	7	0.0
Total	534,399	100.0

Source: LS Variable 'URESIND9'

Age of LS member	Frequency	Per cent
0–10 years	75,925	14.2
11–20 years	65,857	12.3
21–30 years	81,293	15.2
31–40 years	74,993	14.0
41–50 years	71,518	13.4
51–60 years	57,501	10.8
61–70 years	54,090	10.1
71–80 years	36,578	6.8
81–90 years	15,015	2.8
91–100 years	1,584	0.3
101 years plus	45	0.0
Total	534,399	100.0

Source: LS Variable 'AGE9'

Social class	Frequency	Per cent
I: Professional Occupations	12,947	2.4
II: Managerial and Technical Occupations	80,814	15.1
IIIN: Skilled Non-manual Occupations	73,395	13.7
IIIM: Skilled Manual Occupations	64,965	12.2
IV: Partly-Skilled Occupations	53,281	10.0
V: Unskilled Occupations	20,293	3.8
Armed Forces	2,169	0.4
Inadequately described	587	0.1
Not stated	2,266	0.4
Not applicable	223,682	41.9
Total	534399	100.0

Source: LS Variable 'SCLAS9'

Housing tenure	Frequency	Per cent
Owner-occupier - mortgage	270,456	50.6
Owner-occupier - outright	104,314	19.5
With job, farm, shop or other business	10,834	2.0
Local Authority (Council)	94,514	17.7
New Town Corporation	1,942	0.4
Housing Association or Charitable Trust	12,678	2.4
Private landlord – furnished	14,758	2.8
Private landlord – unfurnished	15,568	2.9
Communal establishment or unknown	9,335	1.7
Total	534,399	100.0

Source: LS Variable 'TENURE9'

Number of usually resident persons in LS household	Frequency	Per cent
1	55,100	10.3
2	142,517	26.7
3	103,509	19.4
4	132,143	24.7
5	58,316	10.9
6	21,132	4.0
7	6,222	1.2
8	2,771	0.5
9	1,312	0.2
10	648	0.1
11	328	0.1
12	147	0.0
13	78	0.0
14	39	0.0
15	19	0.0
16	22	0.0
17	5	0.0
18	4	0.0
19	6	0.0
20	1	0.0
21	2	0.0
22	1	0.0
23	1	0.0
Household with no residents	10,076	1.9
Total	534,399	100.0

Source: LS Variable 'DJHH9'

Relationship of LS member to head of household	Frequency	Per cent
Head	212,223	39.7
Husband or Wife	119,402	22.3
Living together as a couple	11,486	2.1
Son or Daughter	158,511	29.7
Child of Cohabitee of Head of Household	982	0.2
Son-in-law or Daughter-in-law	992	0.2
Living with Son or Daughter	128	0.0
Parent	2,455	0.5
Parent-in-law	1,287	0.2
Brother or Sister	2,844	0.5
Brother-in-law or Sister-in-law	634	0.1
Grandchild	3,080	0.6
Nephew or Niece	611	0.1
Other related	906	0.2
Boarder, Lodger	3,176	0.6
Joint Head	104	0.0
Other unrelated	6,244	1.2
Unknown or not applicable	9,334	1.7
Total	534,399	100.0

Source: LS Variable 'RELAT9'.

Legal marital status	Frequency	Per cent
Single	215,371	40.3
Married (first marriage)	223,677	41.9
Remarried	30,038	5.6
Divorced	26,391	4.9
Widowed	38,922	7.3
Total	534,399	100.0

Source: LS Variable 'MARSTAT9'.

Head of family indicator 1991	Frequency	Per cent
Head of family	153,010	28.6
Other family member	291,197	54.5
Person not in family or not usually resident	90,192	16.9
Total	534,399	100.0

Source: LS Variable 'FAMHEDT9'.

Family type of LS member	Frequency	Per cent
Married couple: Unconcealed		
With no children	51,814	9.7
With dependent child(ren)	49,379	9.2
With non-dependent child(ren) only	18,657	3.5
Married couple: Concealed		
With no children	699	0.1
With dependent child(ren)	582	0.1
With non-dependent child(ren) only	68	0.0
Co-habiting couple family: Unconcealed		
With no children	7,064	1.3
With dependent child(ren)	3,709	0.7
With non-dependent child(ren) only	517	0.1
Co-habiting couple family: Concealed		
With no children	116	0.0
With dependent child(ren)	54	0.0
With non-dependent child(ren) only	1	0.0
Lone-parent family: Unconcealed		
With dependent child(ren)	10,966	2.1
With non-dependent child(ren) only	7,730	1.4
Lone-parent family: Concealed		
With dependent child(ren)	1,437	0.3
With non-dependent child(ren) only	207	0.0
Persons in single person families, 'all-child' families and visitors to the household	381,399	71.4
Total	534,399	100.0

Source: LS Variable 'FAMTYPT9'.

Generation in family	Frequency	Per cent
Single Person Unit	80,882	15.1
Parent or Couple in Family Unit	285,299	53.4
Child in Family Unit	158,884	29.7
Unknown	9,334	1.7
Total	534,399	100.0

Source: LS Variable 'GENINFM9'

Family Unit of LS member	Frequency	Per cent
All families which include the HEAD:		
Head of Household only	62,034	11.6
Head of Household and Sons and/or Daughters	45,223	8.5
Head of Household and Grandchildren	511	0.1
Head of Household and Spouse	103,910	19.4
Head of Household, Spouse, Son and/or Daughters	254,310	47.6
Head of Household, Spouse, Grandchildren	688	0.1
Head of Household, Cohabitee	14,275	2.7
Head of Household, Cohabitee, Sons/Daughters of Head	13,405	2.5
Head of Household, Cohabitee, Sons/Daughters of Cohabitee	1,516	0.3
Head of Household, Cohabitee, Sons/Daughters of Head, Sons/Daughters of Cohabitee	926	0.2
Head of Household, Cohabitee, Grandchildren of Head	16	0.0
Head of Household, Cohabitee, Single Child(ren) of Cohabitee	2	0.0
Contain persons related to the Head:		
Son or Daughter	1,822	0.3
Son or Daughter, Grandchild(ren)	2,762	0.5
Son or Daughter, Son-in-law or Daughter-in-law	736	0.1
Son or Daughter, Son-in-law or Daughter-in-law, Grandchild(ren)	1,785	0.3
Son or Daughter, Cohabitee of child	185	0.0
Son or Daughter, Cohabitee of child, Grandchild	160	0.0
Non-single Son or Daughter of Cohabitee	5	0.0
Son/Daughter-in-law	27	0.0
Son/Daughter-in-law, Grandchild(ren)	49	0.0
Parent	1,059	0.2
Contain persons related to the Head but, where the Head appears in the family unit, the Head has never been married and has no partner or children:		
Head and One Parent	1,179	0.2
Head, One Parent, Siblings (i.e. heads brothers and/or sisters the parents children)	285	0.1
One Parent, Siblings (i.e. heads brothers and/or sisters the parents children)	101	0.0
Both Parents	249	0.0
Head, Both Parents	251	0.0
Head, Both Parents, Brothers and/or Sisters	134	0.0
Both Parents, Brothers and/or Sisters	80	0.0
Parent-in-law	969	0.2
Parent-in-law, Brothers/Sisters-in-law	33	0.0
Parents-in-law	164	0.0
Parents-in-law, Brothers/Sisters-in-law	9	0.0
Brother or Sister	2,304	0.4
Brother or Sister, Nephews and/or Nieces	170	0.0
Brother or Sister, Brother-in-law or Sister-in-law	122	0.0
Brother or Sister, Brother-in-law or Sister-in-law, Nephew	244	0.0
Brother/Sister-in-law	414	0.1
Brother/Sister-in-law, Nephews/Nieces	32	0.0
Grandchild	97	0.0
Nephew/Niece	348	0.1
Other Relative	664	0.1
Boarder/Lodger	2,893	0.5
Joint Head	99	0.0
Unrelated	4,980	0.9

continued

Family Unit of LS member (continued)	Frequency	Per cent
Contain persons related to the Head who do not fall into the above family units:		
Married Couple	33	0.0
Cohabiting Couple	3	0.0
Married Couple with Children	81	0.0
Cohabiting Couple with Children	1	0.0
Single Parent with Children	82	0.0
Contain persons who are not related to the Head but can be located into family units:		
Married Couple	99	0.0
Cohabiting Couple	7	0.0
Married Couple with Children	95	0.0
Cohabiting Couple with Children	8	0.0
Single Parent with Children	261	0.0
Relate to households which contain no persons 16 years of age or over:		
Household containing only one person who is under 16 years	6	0.0
Household containing MORE than one person where NO persons in the household are 16 years or over	25	0.0
Relate to households which contain visitors:		
All visitor Household (no usual residents)	618	0.1
Visitors in a Household WITH usual residents	2,395	0.4
Visitor (single person in Household) with no other reside	124	0.0
Unknown	9,334	1.7
Total	534,399	100.0

Source: LS Variable 'FAMUNIT9'.

Minimal household unit type	Frequency	Per cent
Person in a communal establishment: MHU Type 0	7,793	1.5
Non married individual: MHU Type 1	129,776	24.3
Lone parent with dependent children: MHU Type 2	31,627	5.9
Married couple with no dependent children: MHU Type 3	142,284	26.6
Cohabiting couple with no dependent children: MHU Type 4	15,480	2.9
Married couple with dependent children: MHU Type 5	188,510	35.3
Cohabiting couple with dependent children: MHU Type 6	14,105	2.6
Visitor in private household: MHU Type 7	3,134	0.6
Visitor in communal establishment: MHU Type 8	1,541	0.3
Unknown	149	0.0
Total	534,399	100.0

Source: LS Variable 'MHUTYP9'.

Position of LS member within minimal household	Frequency	Per cent
Person in communal establishment	7,942	1.5
Person in MHUTYP 1	129,776	24.3
Lone mother: MHUTYP 2	11,258	2.1
Lone father: MHUTYP 2	1,137	0.2
Dependent child with lone mother: MHUTYP 2	17,597	3.3
Dependent child with lone father: MHUTYP 2	1,635	0.3
Husband in MHUTYP 3	71,318	13.3
Wife in MHUTYP 3	70,966	13.3
Male partner in MHUTYP 4	7,868	1.5
Female partner in MHUTYP 4	7,612	1.4
Husband in MHUTYP 4	49,942	9.3
Wife in MHUTYP 4	49,669	9.3
Male partner in MHUTYP 6	3,761	0.7
Female partner in MHUTYP 6	3,839	0.7
Dependent child in MHUTYP 5	88,899	16.6
Dependent child in MHUTYP 6	6,505	1.2
Visitor in private household	3,134	0.6
Visitor in communal establishment	1,541	0.3
Total	534,399	100.0

Source: LS Variable 'MHUPOS9'.

Combination of minimal household units within household	Frequency	Per cent
One MHU in household:		
Person in communal establishment	7,942	1.5
One-person household: MHUTYP 1	55,100	10.3
Lone-parent family with dependent children, no others: MHUTYP 2	23,546	4.4
Married couple with no dependent children, no others: MHUTYP 3	98,829	18.5
Cohabiting couple with no dependent children, no others: MHUTYP 4	13,609	2.5
Married couple with dependent children, no others: MHUTYP 5	152,674	28.6
Cohabiting couple with dependent children, no others: MHUTYP 6	12,479	2.3
Households with more than one MHU:		
No family household (2 or more MHUTYP 1s)	15,297	2.9
Households with more than one MHU: One family		
Lone-parent family with dependent children, plus non-dependent children, no others	4,629	0.9
Lone-parent family with dependent children, no non-dependent children, plus others	3,353	0.6
Lone-parent family with dependent children, plus non-dependent children, plus others	580	0.1
Lone-parent family, no dependent children, plus non-dependent children, no others	15,191	2.8
Lone-parent family, no dependent children, plus non-dependent children, plus others	2,299	0.4
Married couple, no dependent children, plus non-dependent children, no others	55,673	10.4
Cohabiting couple, no dependent children, plus non-dependent children, no others	1,464	0.3
Married couple, no dependent children, no non-dependent children, plus others	6,646	1.2
Cohabiting couple, no dependent children, no non-dependent children, plus others	1,169	0.2
Married couple, no dependent children, plus non-dependent children, plus others	4,370	0.8
Cohabiting couple, no dependent children, plus non-dependent children, plus others	145	0.0
Married couple, plus dependent children, plus non-dependent children, no others	33,912	6.3
Cohabiting couple plus dependent children, plus non-dependent children, no others	1,319	0.2
Married couple plus dependent children, no non-dependent children, plus others	7,558	1.4
Cohabiting couple plus dependent children, no non-dependent children, plus others	613	0.1
Married couple plus dependent children, plus non-dependent children, plus others	2,190	0.4
Cohabiting couple plus dependent children, plus non-dependent children, plus others	70	0.0
Households with more than one MHU: Two or more families		
Complex households	11,459	2.1
Household with NO residents	2,283	0.4
Total	534,399	100.0

Source: LS Variable 'MHUCOM9'.

References

- Clarke L and Joshi H (1997) Children's experience of changing family lives. *Update: News from the LS User Group*, 16, pp 6–10, CLS, Institute of Education: London.
- Council of Europe (1984) Changes in the composition of households and the cycle of family life. *Population Studies*, 11. Strasbourg.
- Dale A and Marsh C (1993) *The 1991 Census User's Guide*, HMSO: London.
- Davies H, Joshi H and Peronaci R (1998) Dual and zero earner couples in Britain: longitudinal evidence in polarization and persistence. *Discussion Papers in Economics*, 8/98, Birkbeck College, University of London: London.
- Fox J and Pearce D (2000) 25 years of Population Trends. *Population Trends* **100**, pp 6–31.
- Grundy E, Murphy M and Shelton N (1999) Looking beyond the household: intergenerational perspectives on living kin and contacts with kin in Great Britain. *Population Trends* **97**, pp19–27.
- Haskey J (1987) One-person households in Great Britain: living alone in the middle years of life. *Population Trends* **50**, pp 23–31.
- Haskey J (1996) Families and households in Great Britain. *Population Review* **85**, pp 7–24.
- Haskey J (1998) One-parent families and their dependent children in Great Britain. *Population Trends* **91**, pp 5–14.
- Hattersley L and Creeser R (1995) *Longitudinal Study 1971–1991: History, Organisation and Quality of Data*. OPCS series LS no. 7. HMSO: London.
- LS User Support Team (1992) Technical issues: sampling issues in the LS. *Update: News from the LS User Group*, 2, pp 9–10, CLS, Institute of Education: London.
- Ní Bhrólcháin M (1988) Changing partners: a longitudinal study of remarriage. *Population Trends* **53**, pp 27–34.
- Overton E and Ermisch J (1984) Minimal Household Units. *Population Trends* **35**, pp 18–22.
- Penhale B (1990) *Households, Families and Fertility*. LS User Guide no. 1, LS Support Programme, Social Statistics Research Unit, City University: London.
- Rendall M S, Joshi H, Oh J and Verropoulou G (2001) Comparing the childrearing lifetimes of Britain's divorce-revolution men and women. *European Journal of Population / Revue Européenne de Démographie* **17**, pp 365–387.
- Shaw C and Haskey J (1999) New estimates and projections of the population cohabiting in England and Wales. *Population Trends* **95**, pp 7–17.
- Wall R (1984) The development of the European household since World War II. Paper presented at the European Association for Population Studies' workshop 'Modelling of Household Formation and Dissolution', Voorburg, The Netherlands, 12–14 December 1984.
- Wall R and Penhale B (1989) Relationships within households in 1981. *Population Trends* **55**, pp 22–25.
- Williams M (2000) Migration and social change in Cornwall 1971–91, in Creeser R and Gleave S (eds), *Migration Within England and Wales Using the Longitudinal Study*, ONS series LS no. 9, TSO: London.
- Wright J and Lynch K (1995) Using the LS for intra household analyses. *Update: News from the LS User Group*, 12, pp 12–16, CLS, Institute of Education: London.
- Wright J (1995) Notes on using the 1991 Census household variables. *Update: News from the LS User Group*, 10, pp 11–14, CLS, Institute of Education: London.
- Wright J (1996) Identifying the same individual at different time points. *Update: News from the LS User Group*, 13, pp 8–11, CLS, Institute of Education: London.